

QL 165W Induction Lighting System

**The most
sustainable
lighting
solution**

QL Induction Lighting Systems

QL induction lighting is used for professional, general and special lighting applications because of its unmatched durability and high luminous efficacy with excellent light quality. QL offers a nearly maintenance free operation and superior energy saving. Induction lamps have a unique long performance life up to 100,000 hours because there is no use of electrodes in the bulb. The lifetime of the system is determined at 80,000 hours, which equals approximately 20 years based on 4000 burning hours per year.

The major features of QL lamp systems, and their related benefits for the user, are:

Benefits

- Easy installation
- Good color rendering (Ra > 80) and choice of color temperature
- Useful light immediately after switch on
- Easy to use as retrofit or in new construction applications
- Economic, environment-friendly lighting in situations with long burning hours
- Lowest maintenance costs

Features

- Dimmable to 50%
- Crisp white light with no color shift.
- Operates in hot and cold environments - amalgam control.
- High lumen efficiency - 165W QL features 12,000 initial lumens.
- Also available in 55 and 85 watts.

Application

Ideal for street lighting, bridges and tunnels, hazardous areas, cold storage warehouses and hard-to-reach applications.

Compliances and approvals

- **Safety**
IEC 62532, IEC 61347-1, IEC 62471
- **Performance**
IEC 62639 (in prep.), IEC 60929
- **Quality standard**
ISO 9001
- **Environmental management system**
ISO 14001
- **Electromagnetic Compatibility**
EN 61000, EN 55015, EN 55022
- **Vibration and (thermal)shocks**
IEC 60068

QL 165W Lamp



PRODUCT DATA

Product number

Full product name

Pieces/sleeve

Sleeves per box

Net weight

Cable length power coupler

Operating temperature

Safety approvals

QL16500130 QL16500140

QL Alu Base QL Alu Base

165W 830 165W 840

1

6

0.452 kg per piece

555 mm / 21.9 inch

40°C to +55°C

C-UL-US and CE

Light Technical Characteristics

Chromaticity Coordinate X

Chromaticity Coordinate Y

RA

Luminous Flux System

Luminous Efficacy System

Luminous Efficacy Lamp

Luminance Average EL

PE.T.(NIOSH)

Damage Factor (Dfc)

3000K* 4000K

435 388

398 380

>80 >80

12000 lm 12000 lm

70 lm/W 70 lm/W

86 lm/W 86 lm/W

75 cd/cm2 75 cd/cm2

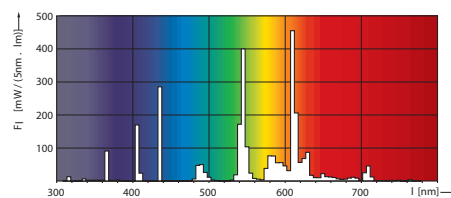
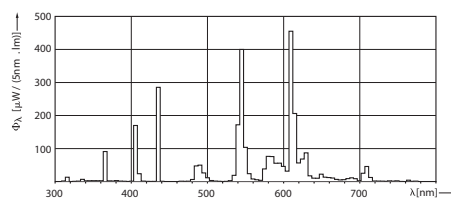
>24h >24h

<0.6 <0.6

* Other color temperatures available upon request.

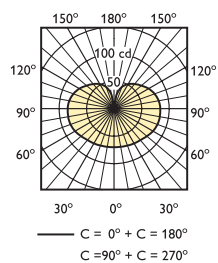
PHOTOMETRIC DATA

Spectral energy distribution

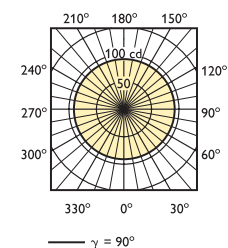


Typical Spectral energy distribution of QL 165W 3000K.

LIGHT DISTRIBUTION



Typical light distribution of QL 165W



Typical light distribution of QL 165W,
Azimuth angle

QL 165W Generator



PRODUCT DATA

Product number

Product description

Pieces per box

Net weight

Dimensions (L x W x H)

Connectors

Features

Dimming behavior

General Characteristics

Lifetime system

Efficiency

Cooling

Tcase

Storage

Operating temp.

Operating position

Safety approvals

EMC approvals

Electrical Characteristics

Input line freq.

Power Factor

Current THD

Output Voltage

Switching freq.

Current nom.

Run-up/short

Ignition

Dimming

GE16523001	GE16512001
QL Generator 165W 200-277V	QL Generator 165W 100-120V
6	6
0.703 kg per piece	0.703 kg per piece
190 x 112 x 41 mm	190 x 112 x 41 mm
Cage clamp terminals	Cage clamp terminals

High Reliability

Instant hot and cold (re) start

Operates in hot and cold environments

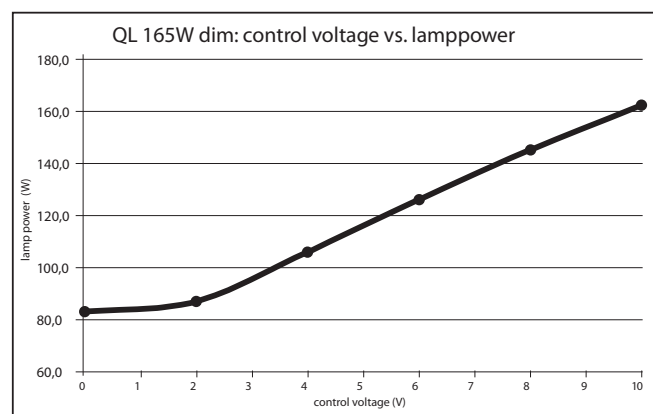
Dimmable to 50%

L 70 >70.000 hrs

Power Factor Correction and limited inrush current

Protection lamp end of life

Extended protection against mains faults and deviations



80.000 hrs at Tc=72°C

> 90%, max. load

convection, dependent on system set-up, heat sinking required

82°C max (72°C for full life)

-40°C to +85°C

-40°C to +55°C ambient

Universal

C-UL-US and CE

Complies with all international EMC requirements

45 - 66Hz

> 0.98

ANSI C82.11-2002

130 - 220 V_{ac}

2.67 MHz ± 8%

Depending on lamp

< 1.8 x I_{nom}

1.2 kVp

EN60929, 1-10V_{dc} analog, 50-100% output power

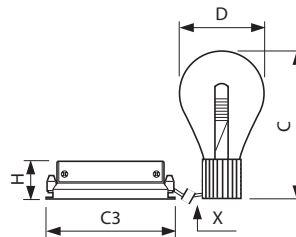


QL 165W System

DIMENSIONAL DRAWING

Product dimensions

Overall length C (Max)	208 mm / 8.19 inch
Length gear C3 (Norm)	190 mm
Diameter D (Max)	130 mm / 5.12 inch
Height gear H (Norm)	42.3 mm
Cable length X (Norm)	555 mm



SYSTEM DATA

General Characteristics

Operating Position	Universal
Life System to 5% failures	40,000 hr
Life System to 10% failures	60,000 hr
Life System to 20% failures	80,000 hr
Life System to 50% failures	100,000 hr

Electrical Characteristics

System Power	165 W
Operating Frequency	2.650 MHz
Ignition Time	0.5 sec
Run-up time 70%	10 min
Re-ignition Time	0.5 sec

Environmental Characteristics

Mercury (Hg) Content	8.0 mg
----------------------	--------

North America
distribution and sales:

Candela Corporation
14420 Myford Rd. Suite 100
Irvine, CA 92606-1001, USA
Phone: +1 800 922 9226
Fax: +1 800 822 8226
sales@candelacorp.com
www.candelacorp.com

EMEA
manufacturing and sales:

QL Company B.V.
De Hoefse Weg 15
NL-5512 CH Vessel
Phone: +31 88 1269190
Fax: +31 88 1269199
sales@qlcompany.com
www.qlcompany.com

Asia-Pacific
distribution and sales:

IMT Far East Pte. Ltd.
7500A Beach Road
The Plaza #11-318/319
Singapore 199591
Phone: +65 63415153
Fax: +65 63415150
sales@qlcompany.com