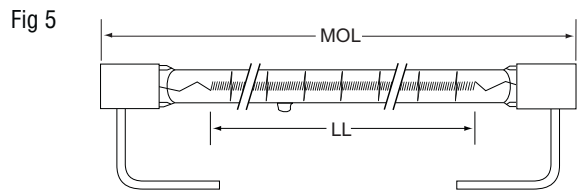
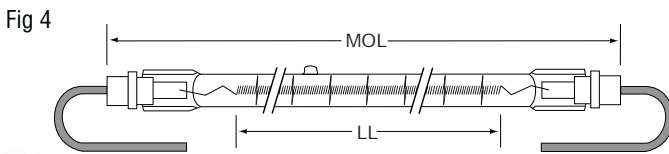
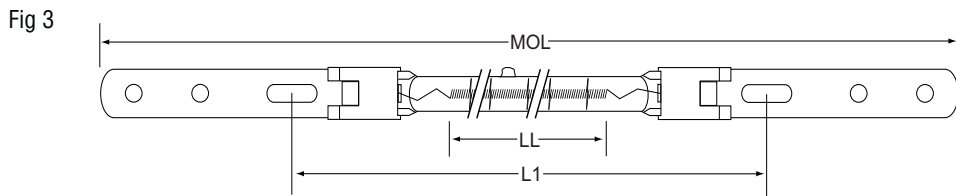
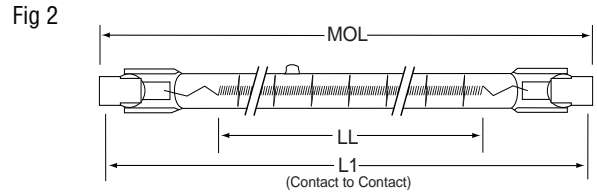
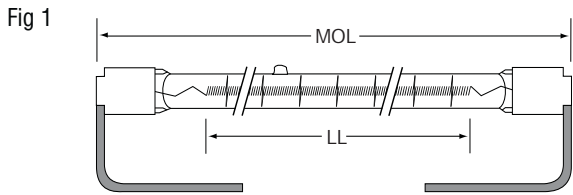


Design Voltage	Ushio Ordering Code	Ushio Lamp Code	Dimensions			Color Temp (K)	Avg Life (h)	Fig No	Alternate Designation	Lamp Notes
			MOL (mm)	LL (mm)	L1 (mm)					
<b>300 Watts</b>										
120	1001288	QIH120-300T/S	214.0	106	—	2450	6000	1	QH300T3	
<b>375 Watts</b>										
120	1001289	QIH120-375T/E	219.0	128	215	2500	6000	2	QH375T3/7	
120	1001290	QIH120-375T/S	223.0	128	—	2500	6000	1	QH375T3	
<b>500 Watts</b>										
105	1001286	QIH105-500T/S	223.0	127	—	2500	6000	1	QH500T3	
120	1001292	QIH120-500/B	356.0	142	241	2500	6000	3	13169X	
120	1001293	QIH120-500/L	223.0	127	—	2500	5000	4	QH500T3/CL	
120	1001294	QIH120-500/S	223.0	127	—	2500	6000	1	QH500T3/CL	
120	1001295	QIH120-500/S2	221.0	142	—	2500	5000	1	13169Y	
120	1001296	QIH120-500/ZB	356.0	142	241	2500	5000	3	13169X/98	
120	1001297	QIH120-500T/E	220.0	127	216	2500	6000	2	QH500T3/7	
120	1001298	QIH120-500T/S	223.0	127	—	2500	6000	1	QH500T3	
120	1003201	QIH120-500T/S3	223.0	127	—	2500	5000	1		R
240	1001352	QIH240-500/D	227.5	165	—	2600	4000	5	13169Z	IW,S
240	1001353	QIH240-500/ZD	227.5	165	—	2600	4000	5	13169Z/98	IW,S
<b>600 Watts</b>										
104	1001285	QIH104-600/S	303.0	152	—	2500	6000	1	600T3/CL/12	
<b>800 Watts</b>										
120	1001299	QIH120-800T/S	303.0	203	—	2500	6000	1	QH800T3	
<b>900 Watts</b>										
216	1001310	QIH216-900/S	405.0	229	—	2500	6000	1	900T3/CL/16	

Please contact National Customer Service Center for detailed specifications and special design requirements.



**Dimensions**  
 MOL = Maximum Overall Length  
 LL = Lighted Length (filament length) (avg.)  
 L1 = Designated Length (avg.)  
 Maximum bulb diameter: 11mm  
 All dimensions are in millimeters (mm)

**Lamp Notes**  
 F = Faston Terminal (FR = Faston Receptacle, FT = Faston Tab)  
 IW = Insulated Wire  
 R = Ring Tongue Terminal  
 S = Spade Tongue Terminal  
 Standard Lead Wire Length: 145mm

