

Project		Catalog #		Type	
Prepared by		Notes		Date	



# Metalux

## OHB LED Standard Efficacy

### LED High Bay Efficiency Luminaire

#### Typical Applications

Industrial • Commercial • Manufacturing • Food Processing • Sports / Multi-Purpose

#### Interactive Menu

- Order Information [page 2](#)
- Photometric Data [page 3](#)
- Connected Systems [page 5](#)
- Product Warranty

#### Product Certification



#### Product Features

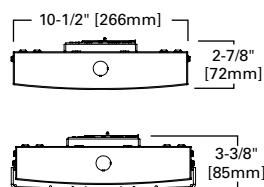


#### Top Product Features

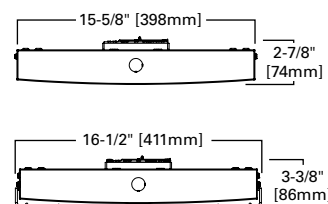
- Precision designed optical performance
- Offered in both standard and high efficacy versions
- High performance efficacy up to 196 lm/W
- Efficient 1-for-1 replacement of linear fluorescent & HID fixtures
- Lumen packages – 12K, 15K, 18K, 24K, 30K, 36K, 48K, 60K
- Narrow, medium, and wide distribution
- Options to meet Buy American and other domestic preference requirements

#### Dimensional and Mounting Details

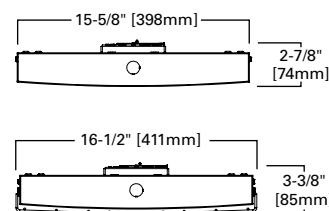
OHB-12SE, 15SE



OHB-18SE, 24SE, 30SE



OHB-36SE, 48SE, 60SE



[additional product diagrams](#)

## Order Information

SAMPLE ORDER NUMBER: **OHB-24SE-MFL-UNV-L840-CD-U** Includes V Hangers for rapid installation

Domestic Preferences	Series	Revision	Lumen Packages/ Standard Efficacy	Distribution/Shielding	Voltage	CCT/CRI
Domestic Preferences <sup>(18)</sup>	Series <sup>(16)</sup>	Revision	Lumen Packages / Standard Efficacy	Distribution/Shielding	Voltage <sup>(1), (2), (13)</sup>	CCT/CRI
[Blank]=Standard BAA=Buy American Act TAA=Trade Agreements Act	OHB=Optimized High Bay	[Blank]	12SE=12,000 Lumens 15SE=15,000 Lumens 18SE=18,000 Lumens 24SE=24,000 Lumens 30SE=30,000 Lumens 36SE=36,000 Lumens 48SE=48,000 Lumens 60SE=60,000 Lumens	N=Narrow MFL=Medium Frosted MCL=Medium Clear W=Wide NL=No Lens <sup>(15)</sup>	120V=120 Volt 277V=277 Volt 347V=347 Volt 480V=480 Volt UNV=Universal Voltage 120-277 UNC=Universal Voltage 347/480	L730=70CRI / 3000K L735=70CRI / 3500K L740=70CRI / 4000K L750=70CRI / 5000K L830=80CRI / 3000K L835=80CRI / 3500K L840=80CRI / 4000K L850=80CRI / 5000K L930=90CRI / 3000K L935=90CRI / 3500K L940=90CRI / 4000K L950=90CRI / 5000K
<b>Notes</b> (18) Only product configurations with these designated prefixes are built to be compliant with the Buy American Act of 1933 (BAA) or Trade Agreements Act of 1979 (TAA), respectively. Please refer to <a href="#">DOMESTIC PREFERENCES</a> website for more information. Components shipped separately may be separately analyzed under domestic preference requirements.	<b>Notes</b> (16) DesignLights Consortium® Qualified and classified for both DLC Standard and DLC Premium, refer to <a href="#">www.designlights.org</a> for details.			<b>Notes</b> (15) (NL) Non lens version not available with 36SE, 48SE, and 60SE lumen packages.	<b>Notes</b> (1) Voltage must be specified when ordered with plugs or emergency drivers. (2) When ordering sensor or EBP/TD option, specify as UNV (for 120V or 277V), 347V or 480V. (13) Ambient temperatures limited to 40C when using emergency, sensors, or 5LTD in conjunction with 347V or 480V.	

Options	Driver Type	Wiring	Options	Packaging
Options	Driver Type	Wiring	Options	Packaging
EBP/TD * EL20W=20-watt 120V-277V emergency battery pack installed <sup>(4), (5), (8), (12), (13)</sup> EL20-W-REM=20-watt 120V-277V emergency battery pack remote mounted <sup>(4), (5), (12), (13)</sup> GTR2=Bodine Generator Transfer Device <sup>(7)</sup> ETRD=Iota Emergency Transfer Relay with dimming control <sup>(6), (8)</sup>	CD=0-10V Dimming Driver 5LTD=Fifth Light DALI <sup>(14)</sup>	C3 (1)=1 Circuit, 3' Cord with no Plug C3 (2)=2 Circuits, 3' Cord with no Plug C6 (1)=1 Circuit, 6' Cord with no Plug C6 (2)=2 Circuits, 6' Cord with no Plug PC3/120=(NEMA L5-15P) 3' Cord with NEMA Plug PC3/277=(NEMA L7-15P) 3' Cord with NEMA Plug PC3/347=(NEMA L24-20P) 3' Cord with NEMA Plug PC3/480=(NEMA L8-20P) 3' Cord with NEMA Plug PC6/120=(NEMA L5-15P) 6' Cord with NEMA Plug PC6/277=(NEMA L7-15P) 6' Cord with NEMA Plug PC6/347=(NEMA L24-20P) 6' Cord with NEMA Plug PC6/480=(NEMA L8-20P) 6' Cord with NEMA Plug	MP=Modular Plug <sup>(3)</sup> PAF=Painted After Fabrication HA=High Ambient <sup>(9)</sup> <b>Motion Sensors</b> MS=360° or 180° Motion Sensor installed, (specify voltage) <sup>(2)</sup> SVPD3=Integrated Occupancy and Daylight Dimming Sensor, 1200 sq. ft. coverage <sup>(2)</sup> OEF010VMV=Occupancy Sensor with Integrated Photocell <sup>(2)</sup> FSP-211/L7-U=PIR Occupancy Sensor with integral 0-10V Dimming <sup>(2)</sup> LWR=Enlighted Wireless Sensor system <sup>(2)</sup> ZW-SWPD3=Integrated Wavelinx Wireless Sensor, 1200 sq ft. coverage <sup>(2)</sup> ZW=Wavelinx Wireless Ready (does not include sensor) <sup>(2)</sup>	U=Unit Pack PALC=Job Pack, in carton
<b>Notes</b> * Emergency and transfer devices are UL924 listed. (4) For approximate delivered lumens multiply the lumens per watt of the desired fixture by the wattage of the emergency battery pack. (5) EM options available in 0°C - 45°C ambient. (6) Used to transfer fixture to secondary power during outage. Must be used in conjunction with UL 1008 device (provided by others). These options require 2 relays on fixtures with dimming drivers. ETRD option only requires one relay when used on a dimming fixture. A maximum of two devices can be used on one product. (7) GTR2 option only available with 4ft fixture (36K, 48K, and 60K lumens). (8) OHB-SPM mounting not available with EL20W or ETRD options. (12) Refer to Ambient Chart for temperature ratings. (13) Ambient temperatures limited to 40C when using emergency, sensors, or 5LTD in conjunction with 347V or 480V.	<b>Notes</b> (14) Sensor or UNC not available in conjunction with 5LTD driver.		<b>Notes</b> (2) When ordering sensor or EBP/TD option, specify as UNV (for 120V or 277V), 347V or 480V. (3) Requires use of MC or MPC cord accessories, specify voltage for plugs (MP). (9) High Ambient not available with integrated emergency.	

### Accessories

Accessories (order separately) <sup>(17)</sup>
OHB-WG112=Wire guard for 12SE and 15SE OHB-WG162=Wire guard for 18SE, 24SE, and 30SE OHB-WG164=Wire guard for 36SE, 48SE, and 60SE Y-TOGGLE=Y Mounting Toggle, #2 Cable (Specify 10' or 30') FH-1=Fixture Hook <sup>(11)</sup> FL-1=Fixture Loop <sup>(11)</sup> OHB-SPM=Single Point Mounting Hub <sup>(9)</sup> MPC3=3' Modular Power Cord & Plug (Specify Voltage) MPC6=6' Modular Power Cord & Plug (Specify Voltage) MC3=3' Modular Power Cord MC6=6' Modular Power Cord SWPD3=WaveLinX Wireless Sensor (to be installed with "ZW" sensor ready fixtures only)
<b>Notes</b> (9) High Ambient not available with integrated emergency. (11) Must be used in conjunction with OHB-SPM accessory for proper installation. (17) Accessories sold separately will be separately analyzed under domestic preference requirements. Consult factory for further information.

## Product Specifications

### Construction

- Rugged and durable scalable design with rigid, steel center channel
- Mechanically attached end caps provide strength and durability
- Suspension mounting with optional wire hook and chain set or cable; Single monopoint mounting with SPM tong hanger

### Electrical

- Long-Life LED system coupled with electrical driver for optimal performance
- LED's available in 3000K, 3500K, 4000K and 5000K with 70 CRI, 80 CRI and 90 CRI options
- Electronic drivers are available for 120-277V, 347V and 480V applications
- 0-10V dimming control (standard)
- Operating temperature of -40°C to 55°C (refer to chart)

### Emergency Battery Pack Option

- 20-watt, 120-277V integral emergency battery pack available to meet critical life-safety lighting requirements
- 90-minute batteries provide constant power to the LED system, ensuring code-compliance
- Emergency/generator transfer options available (see ordering information for details)

### Optics

- Precision designed optics deliver even illumination
- Offered in Narrow, medium and wide distributions

### Shielding

- Standard lensing provides additional LED protection and optical control
- Optional wire guards available for more complex environments

### Controls

- Integral occupancy sensor (SVPD3) option provides 600 sq. ft. to up to 1250 sq. ft. of coverage for occupancy sensing and daylight harvesting
- Integral 360° or 180° motion sensor
- Integrated Wavelinx Wireless Sensor option provides 1200 sq. ft. coverage
- WaveLinX wireless enabled (does not include sensor)

### Finish

- White enamel finish preceded by a multistagecleaning cycle
- Iron phosphate coating with rust inhibitor protects against contaminants and oxidation

### Compliance

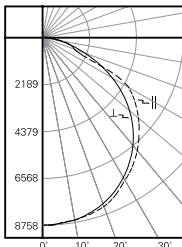
- cULus listed for damp locations
- LED modules comply with IESNA LM-79 and LM-80 standards
- DesignLights Consortium® Qualified and classified for both DLC Standard and DLC Premium (refer to www.designlights.org for details)

### Warranty

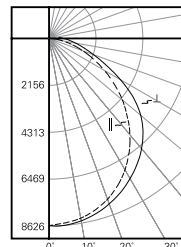
- Five year warranty standard.

## Photometric Data

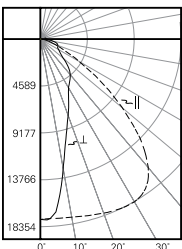
[View IES files](#)



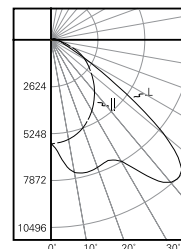
**OHB-24SE-MCL-UNV-L850-CD-U**  
 Electronic Driver  
 Linear LED 5000K  
 Spacing criterion: (H) 1.3 x mounting height,  
 (L) 1.27 x mounting height  
 Lumens: 25295  
 Input Watts: 148W  
 Efficacy: 171 LPW  
 Test Report: OHB-24SE-MCL-UNV-L850-CD-U.IES



**OHB-24SE-MFL-UNV-L850-CD-U**  
 Electronic Driver  
 Linear LED 5000K  
 Spacing criterion: (H) 1.2 x mounting height,  
 (L) 1.28 x mounting height  
 Lumens: 24524  
 Input Watts: 148W  
 Efficacy: 166 LPW  
 Test Report: OHB-24SE-MFL-UNV-L850-CD-U.IES



**OHB-24SE-N-UNV-L850-CD-U**  
 Electronic Driver  
 Linear LED 5000K  
 Spacing criterion: (H) 1.51 x mounting height,  
 (L) 0.53 x mounting height  
 Lumens: 24662  
 Input Watts: 148W  
 Efficacy: 167 LPW  
 Test Report: OHB-24SE-N-UNV-L850-CD-U.IES



**OHB-24SE-W-UNV-L850-CD-U**  
 Electronic Driver  
 Linear LED 5000K  
 Spacing criterion: (H) 1.16 x mounting height,  
 (L) 2.19 x mounting height  
 Lumens: 25020  
 Input Watts: 148W  
 Efficacy: 169 LPW  
 Test Report: OHB-24SE-W-UNV-L850-CD-U.IES

## Energy and Performance Data by Catalog Number

OHB - Standard Efficacy 5000K 70CRI											
Catalog Number	Lumen Output					Watts	Efficacy (LPW)				
	N	MFL	MCL	W	NL	277V	N	MFL	MCL	W	NL
OHB-12SE	13083	13009	13418	13272	13947	77	170	169	174	173	181
OHB-15SE	15964	15875	16374	16196	17019	98	163	162	167	166	174
OHB-18SE	20385	20270	20907	20680	21732	111	184	183	189	187	196
OHB-24SE	26200	26052	26872	26579	27931	148	177	176	182	180	189
OHB-30SE	31721	31543	32535	32181	33818	187	170	169	174	172	181
OHB-36SE	38724	38506	39717	39285	-	215	180	179	184	182	-
OHB-48SE	51180	50893	52493	51922	-	290	177	176	181	179	-
OHB-60SE	63442	63086	65069	64362	-	373	170	169	174	172	-

OHB - Standard Efficacy 5000K 80CRI											
Catalog Number	Lumen Output					Watts	Efficacy (LPW)				
	N	MFL	MCL	W	NL	277V	N	MFL	MCL	W	NL
OHB-12SE	12315	12246	12631	12494	13129	77	160	159	164	162	171
OHB-15SE	15028	14943	15413	15246	16021	98	154	153	158	156	164
OHB-18SE	19189	19081	19681	19467	20457	111	173	172	178	176	185
OHB-24SE	24662	24524	25295	25020	26293	148	167	166	171	169	178
OHB-30SE	29860	29692	30626	30293	31834	187	160	159	164	162	171
OHB-36SE	36452	36247	37387	36981	-	215	169	168	174	172	-
OHB-48SE	48178	47907	49414	48876	-	290	166	165	170	169	-
OHB-60SE	59720	59385	61252	60586	-	373	160	159	164	162	-

### Ambient Ratings

Lumen Package	Standard	(HA) High Ambient	EM
OHB-12SE	55°C	-	45°C
OHB-15SE	45°C	55°C	45°C
OHB-18SE	45°C	55°C	45°C
OHB-24SE	55°C	-	45°C
OHB-30SE	45°C	50°C	45°C
OHB-36SE	45°C	55°C	45°C
OHB-48SE	55°C	-	45°C
OHB-60SE	50°C	-	45°C

### Energy Data

Input Watts:
12SE (12,000 lumens)=77W
15SE (15,000 lumens)=98W
18SE (18,000 lumens)=111W
24SE (24,000 lumens)=148W
30SE (30,000 lumens)=188W
36SE (36,000 lumens)=215W
48SE (48,000 lumens)=290W
60SE (60,000 lumens)=373W

### Shipping Data

Catalog No.	Wt.
OHB-12SE	10 lbs.
OHB-15SE	13 lbs.
OHB-18SE	13 lbs.
OHB-24SE	13 lbs.
OHB-30SE	16 lbs.
OHB-36SE	20 lbs.
OHB-48SE	20 lbs.
OHB-60SE	20 lbs.

### Modular Power Supply Option

Modular Power Supply option is available for use with all F-Bay products. The modular power supply allows external fixture access for safe and easy servicing. There is no need to remove lamps or reflectors to disconnect fixture power with Modular Power Supply. Access to the individual fixture's power supply allows servicing without turning off all the fixtures, disrupting occupants. F-Bay Modular Power Supply is a time saver in installation – **simply plug & power.**



1. Modular Power Supply Receptacle supplied mounted into fixture Access Plate.
2. Modular Power Cord & Plugs in 120, 277, 347, & 480V configurations for easy plug & power into existing supply.

No internal fixture access required for installation or disconnecting power.

### Lumen Maintenance

Ambient Temperature	TM-21 Lumen Maintenance (60,000 hours)	Theoretical L70 (Hours)
25°C	> 84%	> 117,000

### Code Compliance

- UL/cUL Certified for Make/Break under load (UL2549)
- Meets NEC requirements for ballast disconnect (NEC 410.73G)
- Receptacle complete with insulating/dust cap

## Control Systems

- WaveLinx Wireless
- WaveLinx Wired
- WaveLinx Lite



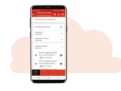
Connected Systems  
[CLICK HERE](#)

## Systems comparison chart

Cooper Lighting Solutions provides many lighting system solutions designed to satisfy code requirements and meet the unique needs of any project.



**Standalone**



**Controlled**  
WaveLinx Lite



**Connected**  
WaveLinx Pro



**Enterprise**  
Trellix

	Standalone	Controlled WaveLinx Lite	Connected WaveLinx Pro	Enterprise Trellix
<b>Occupancy</b>	Yes	Yes	Yes	Yes
<b>Daylighting</b>	Yes	Yes	Yes	Yes
<b>Gateways</b>	-	-	1 WAC	300 WACs
<b>Devices</b>	-	50 per Area (1400 per site)	150 per WAC	32,500 per Core Enterprise
<b>Software</b>	-	WaveLinx Lite Mobile App	WaveLinx Pro Mobile App	Trellix Core
<b>Areas</b>	-	28 per Site	50 per WAC	up to 3,000
<b>Zones</b>	-	16 per Area	16 per Area	up to 9,000
<b>Scheduling</b>	-	-	Local	Global
<b>VividTune™</b>	-	-	Yes	Yes
<b>Plug-Load Control</b>	-	-	Yes	Yes
<b>Low-Voltage Power</b>	-	-	Yes	Yes
<b>Integration</b>	-	-	-	BACnet, API
<b>Dashboards</b>	-	-	-	Energy, Occupancy
<b>Configuration</b>	-	Installer	Technician	Technician / IT

## SCALABILITY

devices

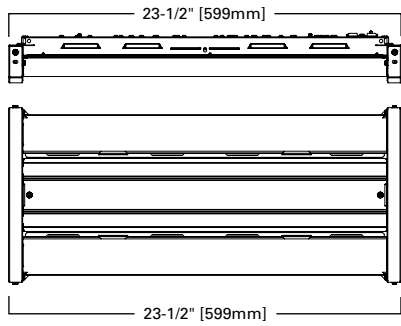
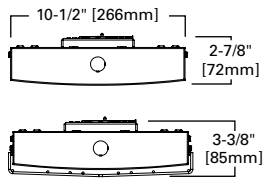
areas

floors

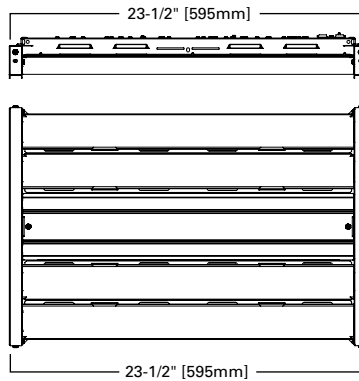
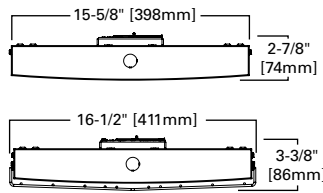
buildings

## Dimensional and Mounting Details

**OHB-12SE, 15SE**



**OHB-18SE, 24SE, 30SE**



**OHB-36SE, 48SE, 60SE**

