

DESCRIPTION

Circadian LED nightlights and chart lights bring soft, low level illumination to any environment. Fitting into a standard junction box (single-gang, handy box, 2" minimum inside width) for easy installation, the MSN, MHN and MLN operate on 120-277V, delivering up to 30 lumens of illumination. The MCL Chart Light has an illuminated push-button switch (120V only). Depress the switch to energize the unit. Also, an accessory Thru Wall Junction Box is available, that accommodates wall thickness from 3 1/2" to 6", and uses two Circadian night lights.

| | | |
|--------------------|--|-------------|
| Catalog # | | Type |
| Project | | |
| Comments | | Date |
| Prepared by | | |

SPECIFICATION FEATURES

Mounting / Installation

Fits into standard junction box for easy installation (single-gang, handy box, 2" minimum inside width).

Faceplate

Unique faceplate design distributes light evenly. Die-cast aluminum louvered or scoop faceplates. White painted faceplate standard; black and brushed nickel paint options available. Anti-microbial matte white paint also available.

Lens

MSN/MLN/MHN: 4 lenses accompany each unit and are quickly and easily field-installable. Lenses are 0.040" thick polycarbonate, and are clear, amber, red, and blue colors. Install the lens choice based on the desired color of illumination. MCL: Clear acrylic lens, 0.040" thick.
Thru Wall Junction Box Night lights (2) fit into the galvanized steel junction box. Order on a separate line item.

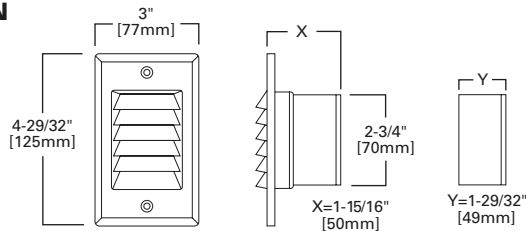
Wattage

<5 input watts.

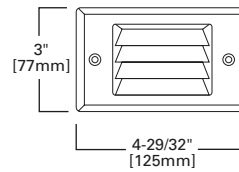
Labels

- MLN, MHN: Wet location listed.
- MSN: Wet location listed above 4' mounting height.
- MCL: Dry location listed.

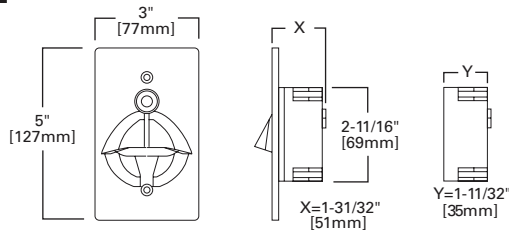
MLN



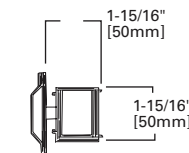
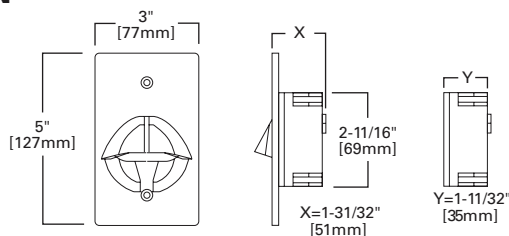
MHN



MCL




MSN



For retrofit applications, check width, height and depth of existing junction box. Requires 2" minimum inside width.



MLN / MHN (120 - 277V)
(MHN not shown - see line drawing)



MSN (120 - 277V)



MCL (120V only)

CIRCADIAN UNV

LED
Healthcare: Patient

MSN
MCL
MHN
MLN
TWJB

SPECIFICATIONS

| | MLN / MHN | MCL / MSN |
|--------------------------------|--|--|
| Illumination | Minimum 30 Lumens | Minimum 30 Lumens |
| Input Wattage | < 5 Watts | < 5 Watts |
| Face Plate | Die-cast aluminum | Die-cast aluminum |
| Code Compliance | UL 1598 | UL 1598 |
| Input Voltage | 120-277V | MSN - 120-277V MCL - 120V Only |
| Mounting / Installation | Single-gang junction box (2" minimum inside width) | Single-gang junction box (2" minimum inside width) |
| Labels | ETL listed | ETL listed - MSN, UL listed - MCL |

ORDERING INFORMATION

UNIVERSAL VOLTAGE: MHN / MLN / MSN

SAMPLE NUMBER: MSN-UNV-W

UNV

Product Family
MHN= Medical Horizontal Louver ^{1,2}
MLN= Medical Louver Nightlight ^{1,2}
MSN= Medical Scoop Nightlight ^{1,2}

Voltage
UNV=120-277V

NOTES:
¹ Wet location standard on MLN, MHN and MSN.
² Product ships standard with white (4000K) LEDs and a clear polycarbonate lens. Colored lenses ship with each fixture, to field-convert the white color to amber, red or blue - by replacing the clear lens with the lens of choice.

Faceplate Finish
W=White Paint
B=Black Paint
BN=Brushed Nickel Paint
AMW=Anti-microbial White, Matte Finish

Custom Colors available (specify or supply sample - consult factory)

Options
TP=Tamper-resistant Screws

MCL ORDERING INFORMATION

120V MCL

SAMPLE NUMBER: MCL-W-120-W

MCL

120

Product Family
MCL= Medical Chart Nightlight

LED Color
W=White
A=Amber

Voltage
120=120V

Faceplate Finish
W=White Paint
B=Black Paint
BN=Brushed Nickel Paint
AMW=Anti-microbial White, Matte Finish

Custom Colors available (specify or supply sample - consult factory)

Options
PHC=Photocell (in place of standard on/off switch) ¹
TP=Tamper-resistant Screws

NOTES:
¹ The MCL version of Circadian is supplied with a photo optic cell which turns the light source (LED) off when the ambient light rises above the MCL set point or threshold. In a very limited number of applications, where the sustained ambient light is at or near the MCL set point, the user may experience "flickering" of the light. To avoid "flickering", do not install the MCL in areas such as in dark shadows or dark corners. Should flickering occur, relocate the MCL to an area of higher ambient light.

THRU WALL JUNCTION BOX (ORDER ON SEPERATE LINE ITEM)

Order as "TWJB"

Use (1) TWJB with (2) Circadian night lights
 TWJB can be rotated 90° and be used with the MHN

