



T3-1/4 MINIATURE BAYONET & SCREW BASE 5, 6 & 7 CLUSTER LEDS

ORDERING INFORMATION: MB119 5 WC 1 - 24V/25 - DP
(A) (B) (C) (D) (E) (F)

(A) MODEL

MB119, MS119
MBF119, MSF119 (FLAT-TOP)

(B) NUMBER OF LEDS

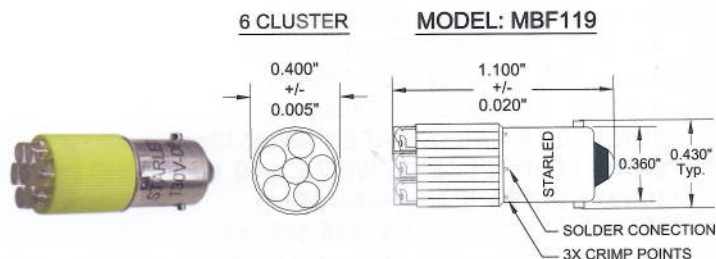
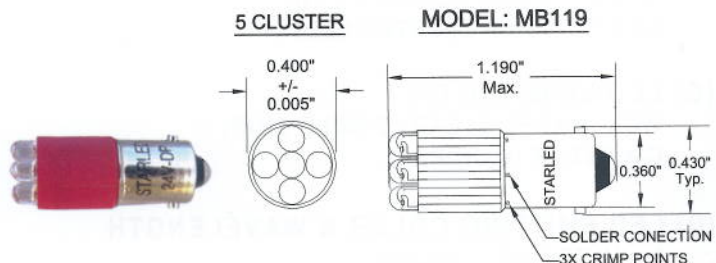
5 = 5, T1 3mm CLUSTER LED
6 = 6, T1 3mm CLUSTER LED
7 = 7, T1 3mm CLUSTER LED

(C) LED LENS COLOR

WC = WATER CLEAR

(D) LED EMITTING COLOR & WAVELENGTH

- 1 = ULTRA RED (660nm)
 - 2 = STD. RED (630-635nm)
 - U2 = ULTRA HI EFF. RED (623-630nm)
 - 3 = STD. ORANGE (605-610nm)
 - U3 = ULTRA ORANGE (612-620nm)
 - 4 = STD. YELLOW (585nm)
 - U4 = ULTRA YELLOW (590-595nm)
 - 5 = STD. GREEN (565-570nm)
 - *6NW = ULTRA PURE GREEN (520-530nm)
 - *8NW = FLUORESCENT "WHITE" (NO nm VALUE)
 - *10NW = ULTRA BLUE (465-475nm)
 - *11NW = BLUISH GREEN (498-508nm)
 - *12NW = SOFT WHITE (NO nm AVAILABLE)
- *Max. Continuous current 10mA.



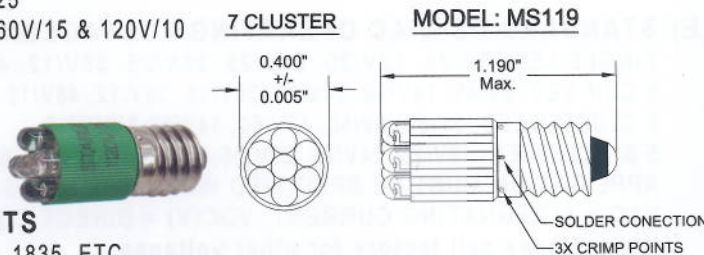
(E) STANDARD DC & AC OPERATING VOLTAGES/mA

- 5 CLUSTER: 18V/25, 24V/25, 28V/25, 36V/15, 48V/12, 60V/15 & 120V/10
- 6 CLUSTER LED: 5V/75, 6V/75, 12V/50, 14V/50 & 24V/25
- 7 CLUSTER: 18V/25, 24V/25, 28V/25, 36V/25, 48V/12, 60V/15 & 120V/10

Note: Please call factory for other voltages.

(F) CENTER CONTACT POLARITY

DP = DUAL POLARITY



DIRECT INCANDESCENT LAMP REPLACEMENTS

- 6MB, 14MB, 24MB, 28MB, 48MB, 60MB, 120MB, 1819, 1828, 1835, ETC...
- 40, 46, 1481, 1487, 1821, 1832, ETC...

HOUSING MAT'L. UL94VO APPROVED

SPECIFICATIONS ARE SUBJECT TO CHANGE WITHOUT NOTICE