

BACKPLATES

Standard Signal Heads
Programmable Signal Heads

CABINETS

CONTROLLERS

DETECTION

PARKING

SIGNALS


SIGNS

SOFTWARE

SPECIALTY



High performance 3-section
backplate, 5 inch, louvered



Standard backplate,
8 inch, non-louvered



Standard backplate,
5 inch, louvered

Overview

McCain's Backplates provide a visual contrast between signal heads and the environment enhancing signal visibility. Available for standard and programmable signal heads in eight and twelve inch sizes, backplates can be configured for one to five section, HAWK (3-section cluster), doghouse (5-section cluster), or combination signals. Available in a variety of standard and custom colors to match the signal head, backplates provide an aesthetically pleasing and functional look for your intersection.

Benefits

- Enhances signal visibility by creating an environmental contrast
- Compatible with standard and programmable signal heads
- Available in a multitude of configurations
- 5" or 8" borders
- Standard and custom color options

Product Description

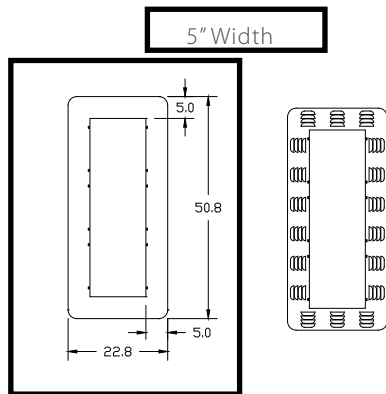
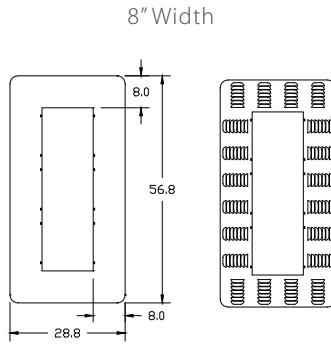
The McCain Backplate collection is ideal for use in conjunction with standard or programmable signal heads. Backplates are available in several types including aluminum, ABS sheet, and vacuum-formed ABS, and the aluminum is available in a louvered style. Vacuum-formed backplates incorporate a 1/2" lip for added strength.

All backplates are available with five or eight inch borders. Mounting methods vary depending on the backplate type.

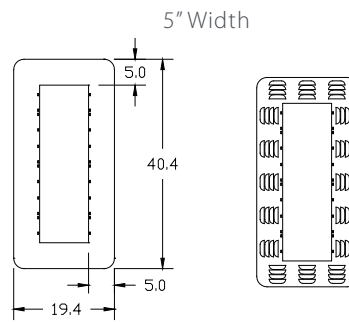
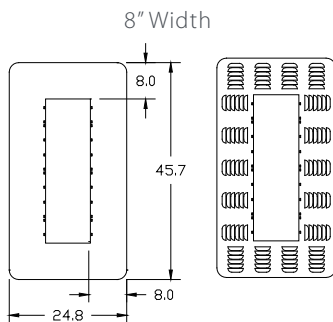
Every backplate has a flat black front face for increased visual contrast against the background. The back face is available in a variety of colors to match your current signal housing.

Backplates

Standard 12" Signal



Standard 8" Signal



Typical 3-section backplates shown as examples
 Louvered types approximately the same size as non-louvered
 Dimensions rounded to the nearest 0.1"



Example of Reflective Tape (with louvers)

Standard Features

- Accommodates 8", 12", cluster, and combination signal heads
- 5" or 8" borders (High Performance available only in 5")
- Aluminum available with or without louvers; ABS, non-louvered only
- Aluminum, ABS, and ABS vacuum formed (high performance signal head backplates are only available in aluminum)
- ABS vacuum formed have flanged edges for added strength

General Specifications

Dimensions:	Varies based on signal configuration
Material:	Aluminum, ABS
Finish(es):	Aluminum: Powder coat ABS: Integrally molded
Color(s):	Face: Flat black Back: Federal yellow, signal green, black, or custom colors
Construction & Attachment:	Depends on style
Signal Mounting:	Elevator Plumbizer (MAS) and standard
Shipping Weight:	Varies based on signal configuration

Options

- Modification to allow use of reflective tape on aluminum louvered and non louvered styles
- Aluminum available with flanged edges for added stiffening

High Performance 12 " Signal

