

Lamp Dimmers/ Heater Controls

Full Range

To control brightness of incandescent or quartz lamps. Full-range rotary control. Positive ON-OFF at extreme counter-clockwise position. Reliable solid-state circuitry, heat-dispersion protected. Radio/TV interference filter. Standard leads are No. 18 ga. 105°C AWM-TEW plastic insulated wire, 7" long, stripped 3/4" and overtinned. Hex nut assembled, knurl nut supplied E.I.A.-standard 1/4" flatted "D" nylon shaft.



STYLE A
Offset Shaft

STYLE B
Offset Shaft

STYLE C
Centered Shaft

- 120V AC 50-60 Hz • UL Recognized Component E-7458
- 220V AC 50 Hz available as a special order

NOTE: 220V AC devices are not UL Listed or CSA Certified



6204 W/ 6120-DB KNOB

Description	Turns On	STYLE A		STYLE B		STYLE C	
		200W	300W	400W	600W	400W	600W
2 Black leads	LOW	6204	6304	6404	6604	6404-2	6604-2
	HIGH	6204-1	6304-1	6404-1	6604-1	6404-3	6604-3
3 Color-coded leads (3rd lead is Auxiliary-function)	LOW	6204-4	6304-4	6404-4	6604-4	6404-6	6604-6
	HIGH	6204-5	6304-5	6404-5	6604-5	6404-7	6604-7
Amps. available to constant output	—	4.3	3.5	2.7	1.0	2.7	1.0

NOTES: 1) All ratings based on maximum ambient temperature of 35°C.

2) "OFF" is always extreme counter-clockwise. Models that turn on LOW, start at lowest power and increase with clockwise rotation of knob. Models that turn on HIGH, start at highest rating and decrease with clockwise rotation.



Knurl nut supplied



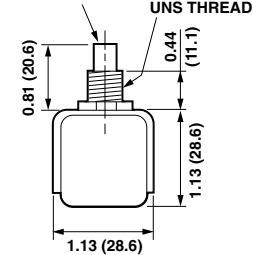
6120-DB

Knob Color†	Cat. No.
Black	6120-DB
White	6120-DW

NOTE: Knobs must be ordered separately.

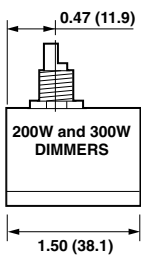
† Solid color, no insert.

E.I.A. STANDARD
0.25 (6.35) FLATTENED
PLASTIC D SHAFT



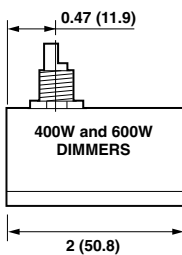
END VIEW OF ALL MODELS

STYLE A



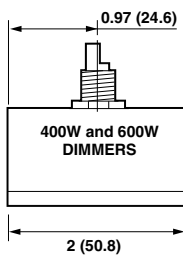
OFFSET SHAFT

STYLE B

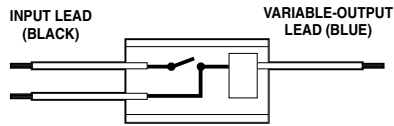


OFFSET SHAFT

STYLE C



CENTERED SHAFT



CONSTANT-OUTPUT LEAD
(RED) ON-OFF ONLY

Models with extra wire in the switch circuit turn on indicator lamps or other associated devices that must bypass the variable control function.