

LED Power Supply



UltraMax™ - Indoor Class 2 LED Driver
(D036MP30X70V2SML 35652)

Lumination™ LED Luminaires

UltraMax™ Programmable - Indoor Class 2 LED Driver
D036MP30X70V2SML 35652



Project name _____

Date _____

Type _____

Performance Summary:

Description: 36W 0.3A~0.7A 0-10V Dimmable/Programmable Class 2 PSU
Input Voltage: 120-277Vac +/-10% (UL), 230Vac +/-10% (CE)
Input Frequency: 50/60Hz
RoHS Compliant: Yes

Product Features:

Physical

- Unit must be installed in compliance with the applicable requirements of the end-product standard for enclosure, mounting, spacing, casualty and segregation.
- Enclosure wiring must be rated to 600V & 105°C or higher.

Performance

- The unit is classified as Class 2 as stipulated in UL1310.
- Dimming circuit is classified as Class 2 as stipulated in UL1310.
- This unit is classified as Class P as stipulated in UL8750 (Section SE)
- Minimum ambient operating temperature: -30°C.
- Maximum allowable casing temperature: 85°C.
- For reliability and failure rate information, contact LED Indoor Electronics Team.
- The unit is UL certified for operation in dry/damp locations.
- The unit is tolerant of extended open circuit and short circuit conditions.
- The unit is compliant to FCC Title 47 Part 15 Class A and EN55015.
- The unit is resistant to surges as per ANSI C62.41 – 2002 and IEC 61000-4-5.

UL Conditions of Acceptability – E340135

- The unit has been examined to comply with Class 2 Output Criteria
- The unit is only to be used in dry or damp locations
- The metal casing must be connected to **EARTH**.
- The “LED” and “DIM” output circuits must remain isolated from one another to be considered class 2 circuits in the end use.

Product Dimensions:



Output Power (W)	Output Current (A)	Output Voltage (V)	Efficiency at Full Load (277Vac Input)	Max Input Current (A)	Input Power (W)	THD < 20% (@277Vac) (W)	PF < 90% (@277Vac) (W)	Inrush Current (A/mS)	Surge Protection (kV/kA)	Weight (lbs/kg)
36	0.3-0.7 ± 5%	21-51	>89%	0.39A (UL) 0.2A (CE)	42W	7	18	See Page Below	3kV/0.1kA	1.45/660

Dimming Function

Dimming Method	Isolation	Dimming Range (%)	Current Source
0-10V	Class 2	100% - 5%	0.5mA

UltraMax™
Programmable
LED Driver
D036MP30X70V2SML
35652

35652

INPUT
Voltage 120-277 VAC 50/60 Hz per UL
Current 0.36 Amps per UL
PF > 0.9

Measure 5 mm down side

OUTPUT
21-51VDC
700mA Max Output
36-Watts

Class 2 Power Supply

Black (-) Blue (+)
White (0) Yellow (-) Gray (+)

WARNING / AVERTISSEMENT
Risk of electrical shock. Disconnect power before servicing or installing product.
Risque de choc électrique. Couper l'alimentation avant le dépannage ou avant l'installation du produit.

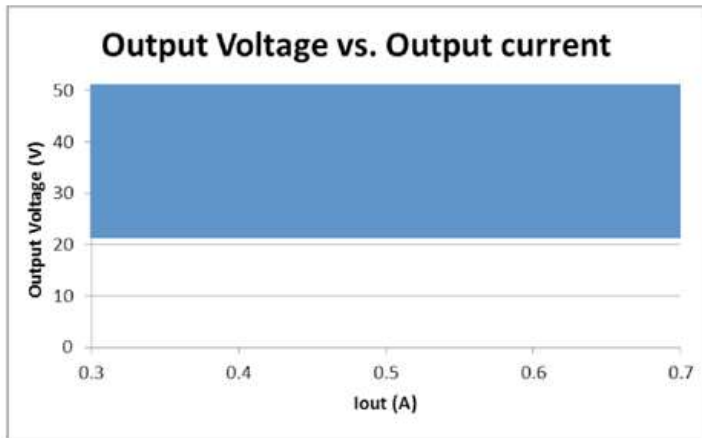
120-277V
0-10V Dimming LED Driver
Max Start Temp -30°C
to 85°C Rise
Class 2
Class P
Firmware
FCC Part 15 Non-Consumer
CAN ICES-005(A)/NMB-005(A)
High Power Factor
Sound Rated A
For Connections Use Wire Rated for at Least 90°C (194°F)
Install and ground per National Electrical Code
For Dry or Damp Locations

Made in China, Designed & Distributed by General Electric Co.
GE Lighting
Nela Park, Cleveland, Ohio 44112

For assistance call:
1-888-MYGELED

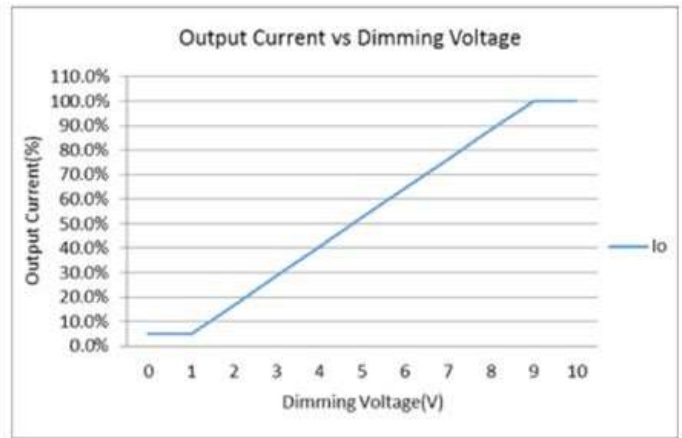
Technical Information:

Output Voltage/Current Range
(21V-51V, 0.3A – 0.7A)



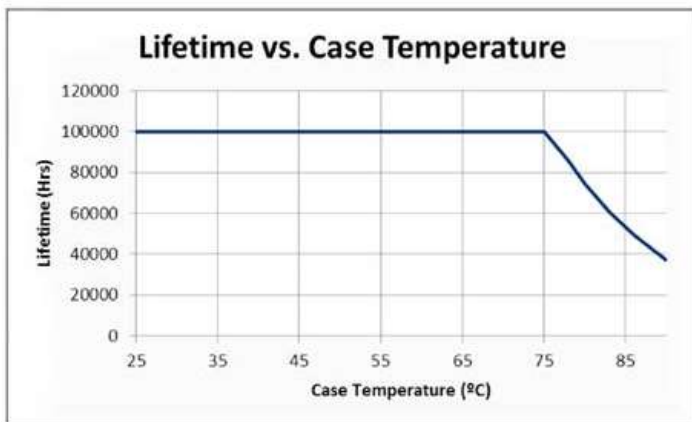
0-10V Dimming Curve

Driver sources 0.5mA dimming current. Dimming Level range is from 10% to 100%.

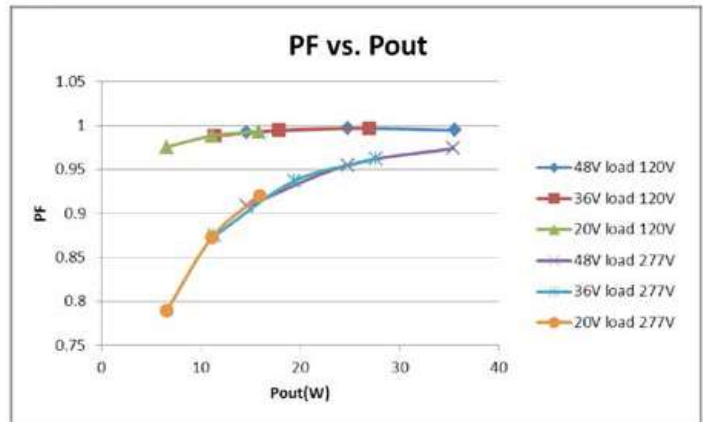


Note: dimming depth 5%-100% programmable, default 10%

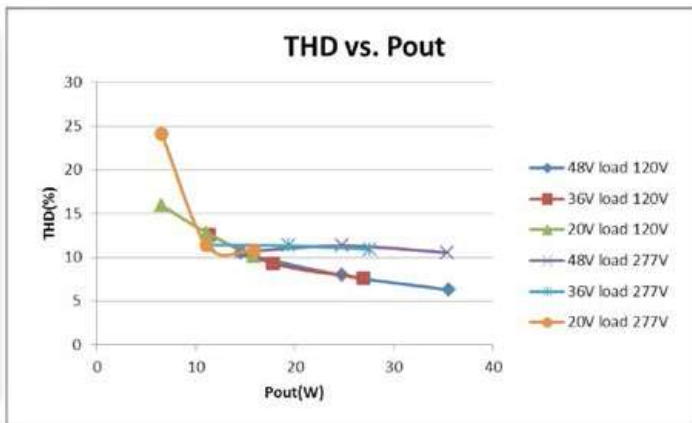
Lifetime Expectation



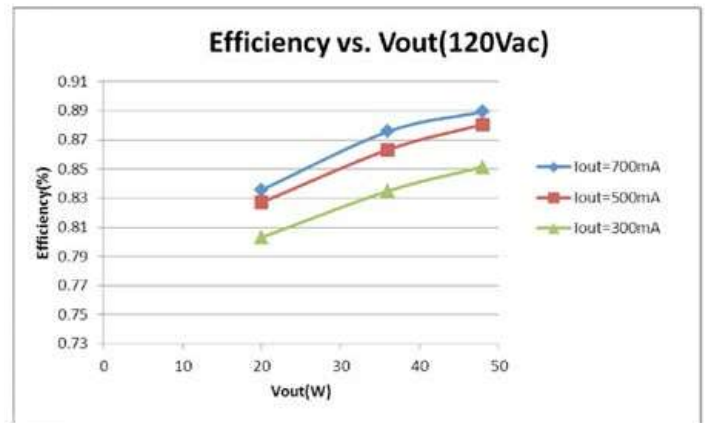
Power Factor



Total Harmonics Distortion

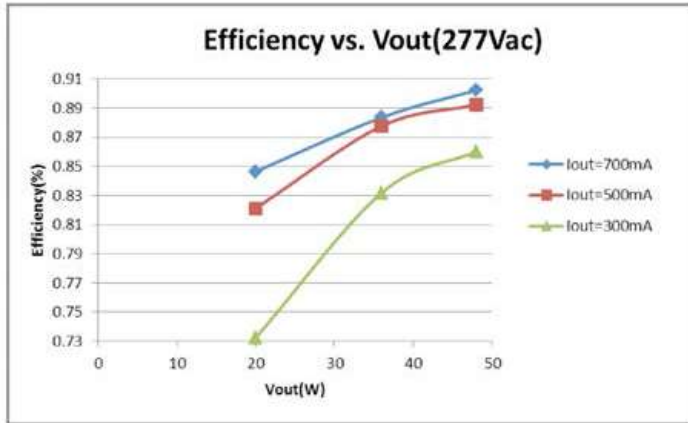


Power Efficiency

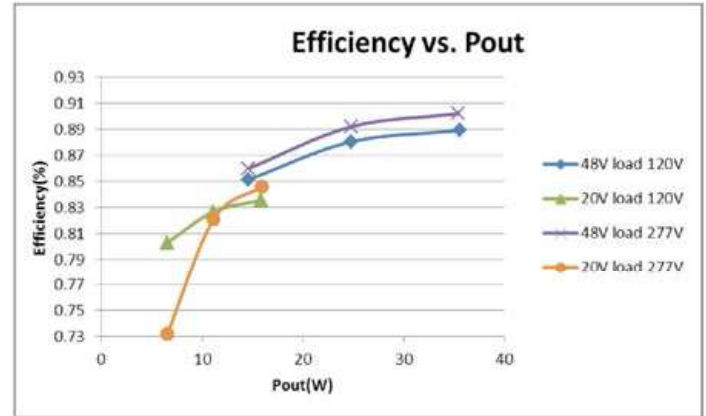


Technical Information:

Power Efficiency



Power Efficiency



Input Inrush Current

Input Inrush Current		
Input Voltage [V _{rms}]	Peak Current Pulse [A _{pk}]	Pulse Duration (50% of Peak) [us]
120V	22	110
277V	50	135

Leakage Current

Input Ground Leakage Current		
Input Voltage [V _{rms}]	Leakage Current (mA)	
	S1 ON	S1 OFF
120V	0.100	0.100
240V	0.165	0.165
277V	0.245	0.245

Current Programming Interface

Firstly set the Max Current to **700mA** and the Min Current to **300mA** in the input box, then put the value to be programmed (between 300mA to 700mA) into the input box for Current to Program, finally click the **Send** button to complete the programming of driver.

