



LED Lamps - Tubes



Selectable Type B LED Tubes

Current's Selectable Type B LED Tubes feature unmatched flexibility in a single lamp, with built-in switches to change wattage and color temperature, no tool required.



PERFORMANCE HIGHLIGHTS:

Selectable Type B T8 Tubes	
Light Output:	Up to 2,550 Lumens
CRI:	80
Selectable CCT:	3000K / 3500K / 4000K / 5000K
Input Voltage:	120-277, 120-347
Efficiency:	Up to 165 LPW
Selectable Wattage:	Up to 16W
Life:	70,000 hours L70
Temperature Rating:	-20°C to 45°C
Location Rating:	Damp

FEATURES:

Three Options for Selectability:

- LumenChoice® + SpectraChoice™: wattage levels and color temperature levels that can be adjusted with built-in switches, no tool required
- LumenChoice®: wattage levels that can be adjusted with built-in switch, no tool required
- SpectraChoice™: color temperature levels that can be adjusted with built-in switches, no tool required

Safety First Built-In Protection:

- Internal safety switch provides protection for the installer
- Internal misapplication circuit provides protection if lamp is placed into ballasted fixture
- In-line fuse kit protects the installer if LFL is reinstalled in the future (optional, sold separately)

LIMITED WARRANTY


7 years

LEARN MORE:

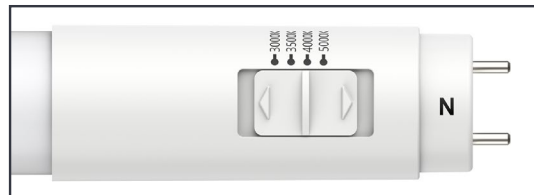
To learn more about saving money and energy, go to www.LED.com.

BENEFITS:

- Optimize light levels and power consumption instantly for each application, maximizing energy savings immediately
- Use one lamp for many applications, simplifying project management by streamlining BOMs
- One lamp can replace many, greatly reducing inventory
- Eliminates the need for ballasts



Select wattage (lumens) using built-in switch.



Select color temperature using built-in switch.



Selectable Type B LED Tubes

CUSTOMER NAME _____
 PROJECT NAME _____
 DATE _____ NOTES _____

Ballast Bypass Selectable LumenChoice® + SpectraChoice™ Glass Tubes - Double Ended - Type B

Bulb Shape	Base Type	Selectable Watts*	Order Code	Description	Volts	Carton Qty ²	MOL (in)	Selectable Lumens (Initial) ⁵	Selectable Color Temp. (Initial)*	CRI	Rated Life L70 (Hrs) ¹	Power Factor	DLC ID ⁴	Location Rating ³	Additional Information
Ballast Bypass (Type B) - 4ft Glass Tubes															
T8	G13	8 12* 16	93301824	LEDLCBDT8/G4/8SC	120-277	20	48	1100 1600* 2000	3500K 4000K* 5000K	80	70,000	>0.9	S-3Q0BDP	Damp	Ballast Bypass
T8	G13	10 13* 16	93313525	LEDLCBDT8/G4/8SCXL/120-347	120-347	20	48	1650 2050* 2550	3000K 3500K 4000K* 5000K	80	70,000	>0.9	S-3PNR2	Damp	Ballast Bypass
Ballast Bypass (Type B) - 3ft Glass Tubes															
T8	G13	10 12* 14	93313565	LEDLCBDT8/G3/8SC/120-347	120-347	20	36	1400 1650* 1800	3000K 3500K 4000K* 5000K	80	70,000	>0.9	S-6N1DV1	Damp	Ballast Bypass
Ballast Bypass (Type B) - 2ft Glass Tubes															
T8	G13	7 9* 11	93313567	LEDLCBDT8/G2/8SC/120-347	120-347	20	24	950 1150* 1350	3000K 3500K 4000K* 5000K	80	70,000	>0.9	S-HXPL6T	Damp	Ballast Bypass

Ballast Bypass Selectable LumenChoice® Glass Tubes - Double Ended - Type B

Bulb Shape	Base Type	Selectable Watts*	Order Code	Description	Volts	Carton Qty ²	MOL (in)	Selectable Lumens (Initial) ⁵	Color Temp. (Initial)	CRI	Rated Life L70 (Hrs) ¹	Power Factor	DLC ID ⁴	Location Rating ³	Additional Information
Ballast Bypass (Type B) - 4ft Glass Tubes															
T8	G13	8 12* 16	93301783	LEDLCBDT8/G4/840	120-277	20	48	1100 1600* 2000	4000K	80	70,000	>0.9	S-Z2H9M3	Damp	Ballast Bypass

Ballast Bypass Selectable SpectraChoice™ Glass Tubes - Double Ended - Type B

Bulb Shape	Base Type	Watts	Order Code	Description	Volts	Carton Qty ²	MOL (in)	Lumens (Initial) ⁵	Selectable Color Temp. (Initial)*	CRI	Rated Life L70 (Hrs) ¹	Power Factor	DLC ID ⁴	Location Rating ³	Additional Information
Ballast Bypass (Type B) - 4ft Glass Tubes															
T8	G13	16	93313519	LED16BDT8/G4/8SCXL/120-347	120-347	20	48	2550	3000K 3500K 4000K* 5000K	80	70,000	>0.9	S-Y9PPM3	Damp	Ballast Bypass
T8	G13	13	93313501	LED13BDT8/G4/8SCXL/120-347	120-347	20	48	2050	3000K 3500K 4000K* 5000K	80	70,000	>0.9	S-77F6BV	Damp	Ballast Bypass
T8	G13	10	93313483	LED10BDT8/G4/8SCXL/120-347	120-347	20	48	1650	3000K 3500K 4000K* 5000K	80	70,000	>0.9	S-MY0H3W	Damp	Ballast Bypass

Information provided is subject to change without notice. Please verify all details with Current. All values are design or typical values when measured under laboratory conditions, and Current makes no warranty or guarantee, expressed or implied, that such performance will be obtained under end-use conditions.

¹ The life rating is based on the hours of operation the lamp will provide before reaching 70% of its original lumen output (L70)

² Minimum order quantity from Current = Case Qty

³ UL 1993 Environmental Requirements for LED LAMPS

Damp Location - Exterior or interior location that is normally or periodically subject to condensation of moisture in, on, or adjacent to electrical equipment, including partially protected locations

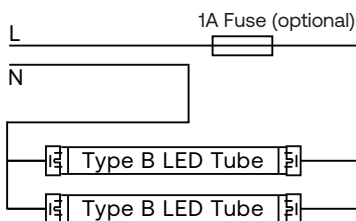
⁴ Visit qpl.designlights.org/solid-state-lighting to confirm qualification.

⁵ Lumen levels correspond with wattage levels and represent 4000K setting.

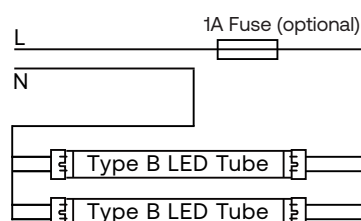
* Default wattage and color temperature settings noted by "*" in tables above. Lumen levels correspond with wattage levels. Color temperature levels are independent of wattage & lumens.

Wiring Diagrams for Double-Ended Type B LED Tubes

Shunted Sockets



Unshunted Sockets



Type B Tube Misapplication Fuse Kit

Order Code	Description	Kit Contents
39017	BT8-1AFUSEKIT	1 Fuse (1A), 1 Fuse Holder

Power Line Dimming Option
(Contact Current for more information)

