



LED Lamps - Tubes

Selectable Type B LED Tubes

Current's Selectable Type B LED Tubes feature unmatched flexibility in a single lamp, with built-in switches to change wattage and color temperature, no tool required.



PERFORMANCE HIGHLIGHTS:

Selectable Type B Tubes	
Selectable Light Output:	900 - 5,500 Lumens
CRI:	80
4' Selectable CCT:	3000K / 3500K / 4000K / 5000K
8' Selectable CCT:	3500K / 4000K / 5000K / 6500K
Input Voltage:	120-277, 120-347
Efficiency:	Up to 159 LPW
Selectable Wattage:	Up to 25W
8' Wattage:	42W
Life:	50,000 - 70,000 hours L70
Temperature Rating:	-20°C to 45°C
Location Rating:	Damp

LIMITED WARRANTY

7 years for 70,000 hours
5 years for 50,000 hours

LEARN MORE:

To learn more about saving money and energy, go to www.LED.com.

FEATURES:

Three Options for Selectability:

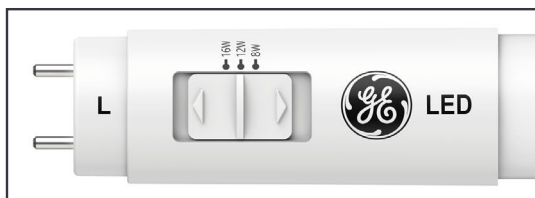
- LumenChoice® + SpectraChoice™: wattage levels and color temperature levels that can be adjusted with built-in switches, no tool required
- LumenChoice®: wattage levels that can be adjusted with built-in switch, no tool required
- SpectraChoice™: color temperature levels that can be adjusted with built-in switches, no tool required

Safety First Built-In Protection:

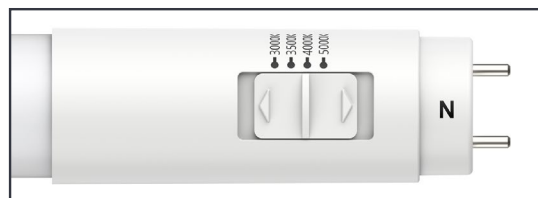
- Internal safety switch provides protection for the installer
- Internal misapplication circuit provides protection if lamp is placed into ballasted fixture
- In-line fuse kit protects the installer if LFL is reinstalled in the future (optional, sold separately)

BENEFITS:

- Optimize light levels and power consumption instantly for each application, maximizing energy savings immediately
- Use one lamp for many applications, simplifying project management by streamlining BOMs
- One lamp can replace many, greatly reducing inventory
- Eliminates the need for ballasts



Select wattage (lumens) using built-in switch.



Select color temperature using built-in switch.



Selectable Type B LED Tubes

CUSTOMER NAME	
PROJECT NAME	
DATE	NOTES

Ballast Bypass Selectable LumenChoice® + SpectraChoice™ Glass Tubes - Double Ended - Type B

Bulb Shape	Base Type	Order Code	Description	Volts	Carton Qty ²	MOL (in)	Selectable Watts*	Selectable Lumens (Initial)*	Selectable Color Temp. (Initial)*	CRI	Rated Life L70 (Hrs) ¹	Power Factor	DLC* ID ⁴	Location Rating ³	Additional Information
Ballast Bypass (Type B) - 4ft Glass Tubes															
T8	G13	93301824	LEDLCBDT8/G4/8SC	120-277	20	48	8 12* 16	1100 1600* 2000	3500K 4000K* 5000K	80	70,000	>0.9	S-3Q0BDP	Damp	Ballast Bypass
T8	G13	93313525	LEDLCBDT8/G4/8SCXL/120-347	120-347	20	48	10 13* 16	1650 2050* 2550	3000K 3500K 4000K* 5000K	80	70,000	>0.9	S-3PNRN2	Damp	Ballast Bypass
Ballast Bypass (Type B) - 3ft Glass Tubes															
T8	G13	93313565	LEDLCBDT8/G3/8SC/120-347	120-347	20	36	10 12* 14	1400 1650* 1800	3000K 3500K 4000K* 5000K	80	70,000	>0.9	S-6N1DV1	Damp	Ballast Bypass
Ballast Bypass (Type B) - 2ft Glass Tubes															
T8	G13	93313567	LEDLCBDT8/G2/8SC/120-347	120-347	20	24	7 9* 11	950 1150* 1350	3000K 3500K 4000K* 5000K	80	70,000	>0.9	S-HXPL6T	Damp	Ballast Bypass

Ballast Bypass Selectable LumenChoice® Glass Tubes - Double Ended - Type B

Bulb Shape	Base Type	Order Code	Description	Volts	Carton Qty ²	MOL (in)	Selectable Watts*	Selectable Lumens (Initial)*	Color Temp. (Initial)	CRI	Rated Life L70 (Hrs) ¹	Power Factor	DLC* ID ⁴	Location Rating ³	Additional Information
Ballast Bypass (Type B) - 4ft Glass Tubes															
T8	G13	93301783	LEDLCBDT8/G4/840	120-277	20	48	8 12* 16	1100 1600* 2000	4000K	80	70,000	>0.9	S-Z2H9M3	Damp	Ballast Bypass

Ballast Bypass Selectable SpectraChoice™ Glass Tubes - Double Ended - Type B

Bulb Shape	Base Type	Order Code	Description	Volts	Carton Qty ²	MOL (in)	Watts	Lumens (Initial)*	Selectable Color Temp. (Initial)*	CRI	Rated Life L70 (Hrs) ¹	Power Factor	DLC* ID ⁴	Location Rating ³	Additional Information
Ballast Bypass (Type B) - 8ft Glass Tubes															
T8	Fa8	93319020	LED42BDT8/G8/Fa8/8SC/120-347	120-347	10	96	42	5300 5500 5500* 5400	3500K 4000K 5000K* 6500K	80	50,000	>0.9	S-FVL70T	Damp	Ballast Bypass
Ballast Bypass (Type B) - 4ft Glass Tubes															
T8	G13	93313519	LED16BDT8/G4/8SCXL/120-347	120-347	20	48	16	2550	3000K 3500K 4000K* 5000K	80	70,000	>0.9	S-Y9PPM3	Damp	Ballast Bypass
T8	G13	93313501	LED13BDT8/G4/8SCXL/120-347	120-347	20	48	13	2050	3000K 3500K 4000K* 5000K	80	70,000	>0.9	S-77F6BV	Damp	Ballast Bypass
T8	G13	93313483	LED10BDT8/G4/8SCXL/120-347	120-347	20	48	10	1650	3000K 3500K 4000K* 5000K	80	70,000	>0.9	S-MY0H3W	Damp	Ballast Bypass
T8	G13	93315883	LED14BDT8/G4/8SC	120-277	20	48	14	1850	3000K 3500K 4000K* 5000K	80	50,000	>0.9	S-C04HBD	Damp	Ballast Bypass
Ballast Bypass (Type B) - 18 in Glass Tubes															
T8	G13	93319892	LED7BDT8/G18/8SC/120-347	120-347	20	18	7	900 1000 1000 950	3000K 3500K 4000K* 5000K	80	70,000	>0.9	-	Damp	Ballast Bypass

For Selectable R17d Signage and Standard Glass Tubes, refer to spec sheet GEL268

Information provided is subject to change without notice. Please verify all details with Current. All values are design or typical values when measured under laboratory conditions, and Current makes no warranty or guarantee, expressed or implied, that such performance will be obtained under end-use conditions.

¹ The life rating is based on the hours of operation the lamp will provide before reaching 70% of its original lumen output (L70)

² Minimum order quantity from Current = Case Qty

³ UL 1993 Environmental Requirements for LED LAMPS

Damp Location - Exterior or interior location that is normally or periodically subject to condensation of moisture in, on, or adjacent to electrical equipment, including partially protected locations

⁴ Visit qpl.designlights.org/solid-state-lighting to confirm qualification.


* Default wattage and color temperature settings noted by "*" in tables above.



LED Lamps - Tubes

Selectable Type B LED Tubes

CUSTOMER NAME _____
 PROJECT NAME _____
 DATE _____ NOTES _____



Metric Ballast Bypass Selectable LumenChoice® + SpectraChoice™ Glass Tubes - Double Ended - Type B

Bulb Shape	Base Type	Order Code	Description	Volts	Carton Qty ²	MOL (in)	Selectable Watts*	Selectable Lumens (Initial)*	Selectable Color Temp. (Initial)*	CRI	Rated Life L70 (Hrs) ¹	Power Factor	DLC ID ⁴	Location Rating ³	Additional Information
Ballast Bypass (Type B) - 46" Metric Glass Tubes															
							10	1,500	3000K						
								1,550	3500K						
								1,600	4000K						
								1,600	5000K						
								1,800	3000K						
								1,900	3500K						
T8	G13	93319902	LEDLCBDT8/G/BSC/METRIC	120-347	20	46	13*	2,000*	4000K*	80	70,000	>0.9	-	Damp	Ballast Bypass
								2,000	5000K						
								2,350	3000K						
								2,450	3500K						
							16	2,500	4000K						
								2,500	5000K						

Information provided is subject to change without notice. Please verify all details with Current. All values are design or typical values when measured under laboratory conditions, and Current makes no warranty or guarantee, expressed or implied, that such performance will be obtained under end-use conditions.

¹ The life rating is based on the hours of operation the lamp will provide before reaching 70% of its original lumen output (L70)

² Minimum order quantity from Current = Case Qty

³ UL 1993 Environmental Requirements for LED LAMPS

⁴ Damp Location - Exterior or interior location that is normally or periodically subject to condensation of moisture in, on, or adjacent to electrical equipment, including partially protected locations

⁵ Visit qpl.designlights.org/solid-state-lighting to confirm qualification.

* Default wattage and color temperature settings noted by "*" in tables above.



Selectable Type B LED Tubes

CUSTOMER NAME _____
 PROJECT NAME _____
 DATE _____ NOTES _____



Ballast Bypass Selectable LumenChoice® + SpectraChoice™ T5 Glass Tubes - Double Ended - Type B

Bulb Shape	Base Type	Order Code	Description	Volts	Carton Qty ²	MOL (in)	Selectable Watts*	Selectable Lumens (Initial)*	Selectable Color Temp. (Initial)*	CRI	Rated Life L70 (Hrs) ¹	Power Factor	DLC ID ⁴	Location Rating ³	Additional Information	
Ballast Bypass (Type B) - 4ft Glass Tubes																
T5	G5	93319129	LEDLCBDT5/G4/8SC/120-347	120-347	20	46	14	2,000	3000K	80	50,000	>0.9	S-YF01DJ	Damp	Ballast Bypass	
								2,100	3500K							
								2,200	4000K							
								2,100	5000K							
								2,700	3000K							
								2,800	3500K							
								2,900	4000K							
								2,800	5000K							
								3,200	3000K							
								3,400	3500K							
								3,500*	4000K*							
								3,400	5000K							
								25*								
Ballast Bypass (Type B) - 3ft Glass Tubes																
T5	G5	93319131	LEDLCBDT5/G3/8SC/120-347	120-347	20	34	11.5	1,600	3000K	80	50,000	>0.9	-	Damp	Ballast Bypass	
								1,650	3500K							
								1,700	4000K							
								1,700	5000K							
								2,000	3000K							
								2,050	3500K							
								2,100	4000K							
								2,100	5000K							
								2,400	3000K							
								2,450	3500K							
								2,500*	4000K*							
								2,500	5000K							
								18*								
Ballast Bypass (Type B) - 2ft Glass Tubes																
T5	G5	93319133	LEDLCBDT5/G2/8SC/120-347	120-347	20	22	7	950	3000K	80	50,000	>0.9	-	Damp	Ballast Bypass	
								1,000	3500K							
								1,050	4000K							
								1,050	5000K							
								1,250	3000K							
								1,300	3500K							
								1,350	4000K							
								1,350	5000K							
								1,500	3000K							
								1,550	3500K							
								1,600*	4000K*							
								1,600	5000K							
								11*								

Information provided is subject to change without notice. Please verify all details with Current. All values are design or typical values when measured under laboratory conditions, and Current makes no warranty or guarantee, expressed or implied, that such performance will be obtained under end-use conditions.

¹ The life rating is based on the hours of operation the lamp will provide before reaching 70% of its original lumen output (L70)

² Minimum order quantity from Current - Case Qty

³ UL 1993 Environmental Requirements for LED LAMPS

Damp Location - Exterior or interior location that is normally or periodically subject to condensation of moisture in, on, or adjacent to electrical equipment, including partially protected locations

⁴ Visit qpl.designlights.org/solid-state-lighting to confirm qualification.

* Default wattage and color temperature settings noted by "*" in tables above.



Selectable Type B LED Tubes

CUSTOMER NAME _____
 PROJECT NAME _____
 DATE _____ NOTES _____

Out of the box:
 U 1-5/8" configuration



Pull tubes apart to
 transform the lamp from
 U 1-5/8" tube spacing to
 the U 6" tube spacing



U 6" configuration
 with hinged frames
 fully extended



Ballast Bypass Selectable SpectraChoice™ T8 U1/U6 Adjustable Glass Tubes - Double Ended - Type B

Bulb Shape	Base Type	Order Code	Description	Volts	Carton Qty ²	MOL (in)	Watts	Selectable Lumens (Initial)*	Selectable Color Temp. (Initial)*	CRI	Rated Life L70 (Hrs) ¹	Power Factor	DLC ⁴ ID ⁴	Location Rating ³	Additional Information
Ballast Bypass (Type B) - U1/U6 Adjustable Glass Tubes															
T8	2G13	93320487	LED13BDT8/U/U6/8SC/120-347	120-347	15	22.6	13	1,750 1,800 1,850*	3000K 3500K 4000K* 5000K	80	50,000	>0.9	-	Damp	Ballast Bypass

Patent Pending

Information provided is subject to change without notice. Please verify all details with Current. All values are design or typical values when measured under laboratory conditions, and Current makes no warranty or guarantee, expressed or implied, that such performance will be obtained under end-use conditions.

¹ The life rating is based on the hours of operation the lamp will provide before reaching 70% of its original lumen output (L70)

² Minimum order quantity from Current = Case Qty

³ UL 1993 Environmental Requirements for LED LAMPS

Damp Location – Exterior or interior location that is normally or periodically subject to condensation of moisture in, on, or adjacent to electrical equipment, including partially protected locations

⁴ Visit qpl.designlights.org/solid-state-lighting to confirm qualification.

* Default wattage and color temperature settings noted by "*" in tables above.