

GE Value LED Lamp Line

Every day value and performance perfect for basic LED lighting applications.



Application illustration only, subject lamps not used in photo.



In addition to GE's premium LED Lamps, there is now a value offering with basic performance to meet the needs of ultra-competitive projects.

The offering consists of high-volume LED lamps including LED Tubes, Bright Stik™, BR30, PAR38, PAR30, MR16.

Performance at a Value

- Many Energy Star rated
- 15,000 to 36,000 hr. life






Quality & Reliability


GE branded and warrantied offering

Ultra-Competitive

Rivals many basic performance providers

Value LED Lamps-Product Codes and Specifications

Lamp Type	Base Type	Watts	PC	Description	Volts	Case Qty	MOL (in)	Lumens	CBCP	Color Temp.	CRI	Watt Replacement	Rated Life Hours L70	Dimmable	Energy Star	Location	Additional Info
Bright Stik 	Med	5.5	66256	LED5.5LS3/827	120	48	4.45	450		2700	80	40W	15,000	-	★	Damp	Case = 16 3-pack
			75177	LED5.5LS3/850	120	48	4.45	450		5000	80	40W	15,000	-	★	Damp	Case = 16 3-pack
	9	75184	LED9LS3/827	120	48	4.45	800		2700	80	60W	15,000	-	★	Damp	Case = 16 3-pack	
		75588	LED9LS3/850	120	48	4.45	800		5000	80	60W	15,000	-	★	Damp	Case = 16 3-pack	
		75590	LED12LS2/827	120	32	5.24	1100		2700	80	75W	15,000	-	★	Damp	Case = 16 2-pack	
		75593	LED15LS2/827	120	32	4.45	1600		2700	80	100W	15,000	-	★	Damp	Case = 16 2-pack	
75644	LED15LS2/850	120	32	4.45	1600		5000	80	100W	15,000	-	★	Damp	Case = 16 2-pack			
BR30 	MED	10	68160	LED10DR303/827W	120	6	5.4	700		2700	80	65W	25,000	Yes	★	Damp	Frosted, White body
			68161	LED10DR303/830W	120	6	5.4	700		3000	80	65W	25,000	Yes	★	Damp	Frosted, White body
	69107	LED10DR303/850W	120	6	5.4	700		5000	80	65W	25,000	Yes	★	Damp	Frosted, White body		
		43234	LED10DR30V/827W	120	3	5.37	650		2700	80	65W	15,000	Yes	-	Damp	Frosted, White body	
		43237	LED10DR30V/830W	120	3	5.37	650		3000	80	65W	15,000	Yes	-	Damp	Frosted, White body	
		43241	LED10DR30V/850W	120	3	5.37	650		5000	80	65W	15,000	Yes	-	Damp	Frosted, White body	
MR16 	GU5.3	5.5	35542	LED5.5DMR1684035	12	6	1.8	460	1100	4000	80	35W	25,000	Yes	★	Damp	Flood, 35° beam, White
			35535	LED5.5DMR1683035	12	6	1.88	420	1000	3000	80	35W	25,000	Yes	★	Damp	Flood, 35° beam, White
	7	35540	LED5.5DMR1682735	12	6	1.88	400	1000	2700	80	35W	25,000	Yes	★	Damp	Flood, 35° beam, White	
		35546	LED7XDMR16-22725	12	6	1.8	500	2350	2700	80	50W	25,000	Yes	★	Damp	Flood 25° beam, White	
		35543	LED7XDMR16-28325	12	6	1.8	500	2350	3000	80	50W	25,000	Yes	★	Damp	Narrow Flood, 25° beam, White	
35544	LED7XDMR16-28335	12	6	1.8	500	1350	3000	80	50W	25,000	Yes	★	Damp	Flood 35° beam, White			
PAR30 	MED	12	98755	LED12DP303W83035	120	6	3.66	950	2600	3000	80	75W	25,000	Yes	★	Damp	Flood, 35° beam, White, STIR
			98811	LED12DP3L3W83035	120	6	4.61	950	2600	3000	80	75W	25,000	Yes	★	Damp	Accent, 35° beam, White, STIR
PAR38 	MED	11	91360	LED11P38W830/25	120	6	5.04	950	4000	3000	80	90W	10,000	-	-	Wet	Flood, 25° beam, White, STIR
			32213	LED15DP38W830/40	120	6	5.04	1300	2300	3000	81	90W	25,000	Yes	★	Wet	Flood, 40° beam, White, STIR

Lamp Type	Bulb	Watts	PC	Description	Base	QTY	MOL (in)	Initial Lumens	Color Temp.	CRI	Rated Life Hours L70	DLC	UL	Location Rating	Comments
Integrated 4 ft Value LED Glass Tubes															
T8 	G13	15	35896	LED15ET8/835-V6P		6	48	1750	3500K	80+	36,000	-	Yes	Damp	Instant or PRS Ballast
	G13	15	35900	LED15ET8/840-V6P		6	48	1750	4000K	80+	36,000	-	Yes	Damp	Instant or PRS Ballast
	G13	15	35911	LED15ET8/850-V6P		6	48	1800	5000K	80+	36,000	-	Yes	Damp	Instant or PRS Ballast
	G13	15	35913	LED15ET8/865-V6P		6	48	1800	6500K	80+	36,000	-	Yes	Damp	Instant or PRS Ballast

