



LED Lamps - Directional



LED PAR Lamps

Current offers LED PAR lamps featuring the exclusive Visual Comfort Lens design. With advanced optics and reduced glare, these lamps offer the light qualities desired by merchants for retail applications. High output and value lines are also available to serve applications needing higher lumens or when advanced optics are not required.

PERFORMANCE HIGHLIGHTS:

PAR Lamps	
Light Output:	430-3100 Lumens
CRI:	80-92
CCT:	2700K, 3000K, 3500K, 4000K & 5000K
Efficiency	Up to 79 LPW
Wattage:	7W, 12W, 15W, 18W, 32W
Life:	Up to 25,000 hours L70
Temperature Rating:	-20° to 45° C
Rating:	Damp or Wet
Dimming:	Dims from 100% to 10%

FEATURES:

- Halogen-like color
- Available in different beam patterns
- These lamps are energy efficient, contain no lead or mercury, and are compliant with material restriction requirements of RoHS

BENEFITS:

- Energy + Cost Savings
- Our LED PAR lamps have less heat, UV or infrared in the beam, which reduces the potential for fading of materials and décor, compared to halogen or incandescent lamps
- Energy efficiency and long life mean fewer lamp replacements versus standard incandescent or halogen light sources
- Title 20 compliant options

LIMITED WARRANTY

3 Years

LEARN MORE:

To learn more about saving money and energy, go to www.LED.com.



Product is compliant with material restriction requirements of RoHS. ENERGY STAR® is a registered U.S. mark




LED Lamps - Directional



LED PAR Lamps

CUSTOMER NAME _____
 PROJECT NAME _____
 DATE _____ NOTES _____

Directional Lamps (PAR16 - PAR20)

Bulb Shape	Base Type	Watts	Order Code	Description	Volts	Carton Qty ²	MOL (in)	Lumens (Initial)	CBCP	Color Temp. (Initial)	CRI	Wattage Replacement	Rated Life L70 (Hrs) ¹	Dimma-ble	ENERGY STAR ³ Status	Location Rating ³	Beam Angle	Housing Color	Additional Information
Compact PAR16																			
PAR16	E26	6	93305603	LED6DP16W830/35-6PK	120	24	3.0	550	1000	3000K	80	60	25,000	Yes	★	Damp	35°	White	6 pack
Compact PAR20																			
PAR20	E26	7	93349	LED7DP203B827/20	120	6	3.5	500	3600	2700K	80	50	25,000	Yes	★	Damp	20°	Black	
	E26	7	93360	LED7DP203W827/20	120	6	3.5	500	3600	2700K	80	50	25,000	Yes	★	Damp	20°	White	
	E26	7	93107783	LED7DP203B927/35	120	6	3.5	430	1000	2700K	90	50	25,000	Yes	-	Damp	35°	Black	
	E26	7	93311901	LED7DP200B927/35	120	6	3.5	500	966	2700K	90	50	25,000	Yes	-	Wet	35°	Black	CEC Title 20
	E26	7	93354	LED7DP203B827/35	120	6	3.5	500	1150	2700K	80	50	25,000	Yes	★	Damp	35°	Black	
	E26	7	93107782	LED7DP203W927/35	120	6	3.5	430	1000	2700K	90	50	25,000	Yes	-	Damp	35°	White	
	E26	7	93311900	LED7DP200W927/35	120	6	3.5	500	966	2700K	90	50	25,000	Yes	-	Wet	35°	White	CEC Title 20
	E26	7	93362	LED7DP203W827/35	120	6	3.5	500	1150	2700K	80	50	25,000	Yes	★	Damp	35°	White	
	E26	7	93327	LED7DP203B830/20	120	6	3.5	520	3600	3000K	80	50	25,000	Yes	★	Damp	20°	Black	
	E26	7	93347	LED7DP203W830/20	120	6	3.5	520	3600	3000K	80	50	25,000	Yes	★	Damp	20°	White	
	E26	7	93311903	LED7DP200B930/35	120	6	3.5	520	966	3000K	90	50	25,000	Yes	-	Wet	35°	Black	CEC Title 20
	E26	7	93311902	LED7DP200W930/35	120	6	3.5	520	966	3000K	90	50	25,000	Yes	-	Wet	35°	White	CEC Title 20

Directional Lamps (PAR30 - Visual Comfort Lens)

Bulb Shape	Base Type	Watts	Order Code	Description	Volts	Carton Qty ²	MOL (in)	Lumens (Initial)	CBCP	Color Temp. (Initial)	CRI	Wattage Replacement	Rated Life L70 (Hrs) ¹	Dimma-ble	ENERGY STAR ³ Status	Location Rating ³	Beam Angle	Housing Color	Additional Information
PAR30 - Low Glare - Visual Comfort Lens																			
PAR30	E26	12	93311923	LED12DP30RW927/25	120	6	3.6	1050	3800	2700K	90	75	25,000	Yes	★	Damp	25°	White	CEC Title 20
	E26	12	42133	LED12DP30RW827/25	120	6	3.74	1000	4700	2700K	80	75	25,000	Yes	★	Damp	25°	White	
	E26	12	93311925	LED12DP30RB927/40	120	6	3.6	1050	2200	2700K	90	75	25,000	Yes	★	Damp	40°	Black	CEC Title 20
	E26	12	93107784	LED12DP30RB927/40	120	6	3.74	850	1700	2700K	90	75	25,000	Yes	-	Damp	40°	Black	
	E26	12	84395	LED12DP30RW927/40	120	6	3.74	850	1700	2700K	90	75	25,000	Yes	★	Damp	40°	White	
	E26	12	93311924	LED12DP30RW927/40	120	6	3.6	1050	2200	2700K	90	75	25,000	Yes	★	Damp	40°	White	CEC Title 20
	E26	12	42134	LED12DP30RW827/40	120	6	3.74	1000	2200	2700K	80	75	25,000	Yes	★	Damp	40°	White	
	E26	12	93311926	LED12DP30RW930/25	120	6	3.6	1050	3900	3000K	90	75	25,000	Yes	★	Damp	25°	White	CEC Title 20
	E26	12	84384	LED12DP30RW830/25	120	6	3.74	1050	4800	3000K	80	75	25,000	Yes	★	Damp	25°	White	
	E26	12	93311927	LED12DP30RW930/40	120	6	3.6	1050	2200	3000K	90	75	25,000	Yes	★	Damp	40°	White	CEC Title 20
	E26	12	42131	LED12DP30RW830/40	120	6	3.74	1050	2400	3000K	80	75	25,000	Yes	★	Damp	40°	White	
PAR30 Long Neck - Low Glare - Visual Comfort Lens																			
PAR30L	E26	12	93312005	LED12DP30LRW927/25	120	6	4.7	1050	3800	2700K	90	75	25,000	Yes	★	Damp	25°	White	CEC Title 20
	E26	12	84407	LED12DP30LRW927/40	120	6	4.72	850	1700	2700K	90	75	25,000	Yes	★	Damp	40°	White	
	E26	12	93312006	LED12DP30LRW927/40	120	6	4.7	1050	2200	2700K	90	75	25,000	Yes	★	Damp	40°	White	CEC Title 20
	E26	12	42144	LED12DP30LRW827/40	120	6	4.72	1000	2200	2700K	80	75	25,000	Yes	★	Damp	40°	White	
	E26	12	84399	LED12DP30LRW930/25	120	6	4.72	900	3900	3000K	90	75	25,000	Yes	★	Damp	25°	White	
	E26	12	93312007	LED12DP30LRW930/25	120	6	4.7	1050	3900	3000K	90	75	25,000	Yes	★	Damp	25°	White	CEC Title 20
	E26	12	93312008	LED12DP30LRW930/40	120	6	4.7	1050	2200	3000K	90	75	25,000	Yes	★	Damp	40°	White	CEC Title 20
	E26	12	42137	LED12DP30LRW830/40	120	6	4.72	1050	2400	3000K	80	75	25,000	Yes	★	Damp	40°	White	

Directional Lamps (PAR30 - Value)

Bulb Shape	Base Type	Watts	Order Code	Description	Volts	Carton Qty ²	MOL (in)	Lumens (Initial)	CBCP	Color Temp. (Initial)	CRI	Wattage Replacement	Rated Life L70 (Hrs) ¹	Dimma-ble	ENERGY STAR ³ Status	Location Rating ³	Beam Angle	Housing Color	Additional Information
PAR30 - TIR Lens																			
PAR30	E26	12	93153892	LED12DP30VOW830/25-4PK	120	16	3.66	850	3400	3000K	80	75	15,000	Yes	-	Wet	25°	White	4 pack
PAR30 Long Neck - TIR Lens																			
PAR30L	E26	12	93153891	LED12DP30LVOW830/25-4PK	120	16	4.69	850	3400	3000K	80	75	15,000	Yes	-	Wet	25°	White	4 pack

¹ The life rating is based on the hours of operation the lamp will provide before reaching 70% of its original lumen output (L70)

² Minimum order quantity = Carton Qty

★ ENERGY STAR³ status: ENERGY STAR³ certified. Lamps without a "★" are not ENERGY STAR³ certified.

³ UL 1993 Environmental Requirements for LED LAMPS

Damp Location - Exterior or interior location that is normally or periodically subject to condensation of moisture in, on, or adjacent to electrical equipment, including partially protected locations

Wet Location - Location in which water or other liquid can drip, splash, or flow on or against electrical equipment

When installing outdoors, ensure the socket used is suitably Listed for use in Wet locations and socket gaskets provided by the manufacturer are correctly attached.




LED Lamps - Directional

LED PAR Lamps

CUSTOMER NAME _____
 PROJECT NAME _____
 DATE _____ NOTES _____

Directional Lamps (PAR30 - High Output)

Bulb Shape	Base Type	Watts	Order Code	Description	Volts	Carton Qty ²	MOL (in)	Lumens (Initial)	CBCP	Color Temp. (Initial)	CRI	Wattage Replacement	Rated Life L70 (Hrs) ¹	Dimmable	ENERGY STAR ³ Status	Location Rating ³	Beam Angle	Housing Color	Additional Information
PAR 30 Long Neck - High Output - Universal 120-277V																			
	E26	18	75089	LED18P30LW83015	120-277	6	4.6	1800	15500	3000K	80	75	25,000	-	★	Damp	15°	White	
	E26	18	75091	LED18P30LW83025	120-277	6	4.6	1800	7000	3000K	80	75	25,000	-	★	Damp	25°	White	
	E26	18	75065	LED18P30LW93015	120-277	6	4.6	1400	12500	3000K	90	75	25,000	-	★	Damp	15°	White	
	E26	18	75078	LED18P30LW93025	120-277	6	4.6	1400	5000	3000K	90	75	25,000	-	★	Damp	25°	White	

Directional Lamps (PAR38 - Visual Comfort Lens)

Bulb Shape	Base Type	Watts	Order Code	Description	Volts	Carton Qty ²	MOL (in)	Lumens (Initial)	CBCP	Color Temp. (Initial)	CRI	Wattage Replacement	Rated Life L70 (Hrs) ¹	Dimmable	ENERGY STAR ³ Status	Location Rating ³	Beam Angle	Housing Color	Additional Information
PAR38 - Low Glare - Visual Comfort Lens																			
	E26	12	93311944	LED12DP38ROW927/25	120	6	5.2	1050	5400	2700K	90	100	25,000	Yes	★	Wet	25°	White	CEC Title 20
	E26	12	93311945	LED12DP38ROW927/40	120	6	5.2	1050	2300	2700K	90	100	25,000	Yes	★	Wet	40°	White	CEC Title 20
	E26	12	92971	LED12D38W3827/40	120	6	5.31	1050	2300	2700K	81	100	25,000	Yes	★	Damp	40°	White	
	E26	12	93311946	LED12DP38ROW930/25	120	6	5.2	1050	5400	3000K	90	100	25,000	Yes	★	Wet	25°	White	CEC Title 20
	E26	12	92972	LED12D38W3830/25	120	6	5.31	1050	5500	3000K	81	100	25,000	Yes	★	Damp	25°	White	
	E26	12	93311947	LED12DP38ROW930/40	120	6	5.2	1050	2300	3000K	90	100	25,000	Yes	★	Wet	40°	White	CEC Title 20
	E26	12	92973	LED12D38OW3830/40	120	6	5.31	1050	2300	3000K	80	100	25,000	Yes	★	Wet	40°	White	
	E26	16	93313077	LED16DP38ROW930/15	120	6	5.2	1550	15000	3000K	90	120	25,000	Yes	-	Wet	15°	White	CEC Title 20
	E26	16	93313079	LED16DP38ROW830/15	120	6	5.2	1800	18000	3000K	80	120	25,000	Yes	-	Wet	15°	White	
	E26	16	93313081	LED16DP38ROS830/15	120	6	5.2	1800	18000	3000K	80	120	25,000	Yes	-	Wet	15°	Silver	
	E26	18	92923	LED18D38W3927/25	120	6	5.31	1250	4900	2700K	92	100	25,000	Yes	★	Damp	25°	White	
	E26	18	93311929	LED18DP38ROW927/25	120	6	5.2	1550	5800	2700K	90	120	25,000	Yes	★	Wet	25°	White	CEC Title 20
	E26	18	92950	LED18D38OW3827/25	120	6	5.31	1550	5800	2700K	81	120	25,000	Yes	★	Wet	25°	White	
	E26	18	93311930	LED18DP38ROW927/40	120	6	5.2	1550	3700	2700K	90	150	25,000	Yes	★	Wet	40°	White	CEC Title 20
	E26	18	92958	LED18D38OW3827/40	120	6	5.31	1550	3800	2700K	81	120	25,000	Yes	★	Wet	40°	White	
	E26	18	92961	LED18D38W3830/15	120	6	5.31	1750	20000	3000K	81	150	25,000	Yes	★	Damp	15°	White	
	E26	18	93096546	LED18D38S3830/15	120	6	5.31	1750	20000	3000K	80	150	25,000	Yes	-	Damp	15°	Silver	
	E26	18	93311932	LED18DP38ROB930/25	120	6	5.2	1550	6000	3000K	90	120	25,000	Yes	★	Wet	25°	Black	CEC Title 20
	E26	18	93311931	LED18DP38ROW930/25	120	6	5.2	1550	6000	3000K	90	120	25,000	Yes	★	Wet	25°	White	CEC Title 20
	E26	18	92963	LED18D38OW3830/25	120	6	5.31	1550	6000	3000K	81	120	25,000	Yes	★	Wet	25°	White	
	E26	18	93311933	LED18DP38ROS930/25	120	6	5.2	1550	6000	3000K	90	120	25,000	Yes	★	Wet	25°	Silver	CEC Title 20
	E26	18	92934	LED18D38W3930/40	120	6	5.31	1350	3200	3000K	92	120	25,000	Yes	★	Damp	40°	White	
	E26	18	93311934	LED18DP38ROW930/40	120	6	5.2	1550	3800	3000K	90	150	25,000	Yes	★	Wet	40°	White	CEC Title 20
	E26	18	92967	LED18D38OW3830/40	120	6	5.31	1550	4000	3000K	81	150	25,000	Yes	★	Wet	40°	White	
	E26	18	93311935	LED18DP38ROW935/25	120	6	5.2	1700	6500	3500K	90	120	25,000	Yes	★	Wet	25°	White	CEC Title 20
	E26	18	85085	LED18D38OW3835/25	120	6	5.31	1700	6500	3500K	81	120	25,000	Yes	★	Wet	25°	White	
	E26	18	93311936	LED18DP38ROW935/40	120	6	5.2	1700	4200	3500K	90	150	25,000	Yes	★	Wet	40°	White	CEC Title 20
	E26	18	87917	LED18D38OW3835/40	120	6	5.31	1700	4400	3500K	81	150	25,000	Yes	★	Wet	40°	White	
	E26	18	93311937	LED18DP38ROW940/25	120	6	5.2	1700	6500	4000K	90	120	25,000	Yes	★	Wet	25°	White	CEC Title 20
	E26	18	93171	LED18D38OW3840/25	120	6	5.31	1700	6500	4000K	81	120	25,000	Yes	★	Wet	25°	White	
	E26	18	93311938	LED18DP38ROW940/40	120	6	5.2	1700	4200	4000K	90	150	25,000	Yes	★	Wet	40°	White	CEC Title 20
	E26	18	93172	LED18D38OW3840/40	120	6	5.31	1700	4400	4000K	81	150	25,000	Yes	★	Wet	40°	White	
	E26	18	93311939	LED18DP38ROW950/25	120	6	5.2	1700	6500	5000K	90	120	25,000	Yes	★	Wet	25°	White	CEC Title 20
	E26	18	93311940	LED18DP38ROW950/40	120	6	5.2	1700	4200	5000K	90	150	25,000	Yes	★	Wet	40°	White	CEC Title 20

¹ The life rating is based on the hours of operation the lamp will provide before reaching 70% of its original lumen output (L70)

² Minimum order quantity = Carton Qty

★ ENERGY STAR³ status: ENERGY STAR³ certified. Lamps without a "★" are not ENERGY STAR³ certified.

³ UL 1993 Environmental Requirements for LED LAMPS

Damp Location - Exterior or interior location that is normally or periodically subject to condensation of moisture in, on, or adjacent to electrical equipment, including partially protected locations

Wet Location - Location in which water or other liquid can drip, splash, or flow on or against electrical equipment

When installing outdoors, ensure the socket used is suitably Listed for use in Wet locations and socket gaskets provided by the manufacturer are correctly attached.




LED Lamps - Directional


LED PAR Lamps

CUSTOMER NAME _____
 PROJECT NAME _____
 DATE _____ NOTES _____


Directional Lamps (PAR38 - Value)

Bulb Shape	Base Type	Watts	Order Code	Description	Volts	Carton Qty ²	MOL (in)	Lumens (Initial)	CBCP	Color Temp. (Initial)	CRI	Wattage Replacement	Rated Life L70 (Hrs) ¹	Dim-able	ENERGY STAR [®] Status	Location Rating ³	Beam Angle	Housing Color	Additional Information
PAR38 - TIR Lens																			
	E26	15	93153880	LED15DP38VOW830/35-4PK	120	16	5.31	1300	2300	3000K	80	90	15,000	Yes	-	Wet	35°	White	4 pack

Directional Lamps (PAR38 - High Output)

Bulb Shape	Base Type	Watts	Order Code	Description	Volts	Carton Qty ²	MOL (in)	Lumens (Initial)	CBCP	Color Temp. (Initial)	CRI	Wattage Replacement	Rated Life L70 (Hrs) ¹	Dim-able	ENERGY STAR [®] Status	Location Rating ³	Beam Angle	Housing Color	Additional Information
PAR 38 - High Output - TIR Lens																			
	E26	32	75447	LED32DP38W830/15	120	6	5.12	3000	26000	3000K	80	250	25,000	Yes	★	Wet	15°	White	
	E26	32	88801	LED32DP38W830/25	120	6	5.12	3000	13000	3000K	80	250	25,000	Yes	★	Wet	25°	White	
	E26	32	88810	LED32DP38W830/40	120	6	5.12	3000	6000	3000K	80	250	25,000	Yes	★	Wet	40°	White	
	E26	32	30233	LED32DP38W835/15	120	6	5.12	3100	25000	3500K	80	250	25,000	Yes	★	Wet	15°	White	
	E26	32	30237	LED32DP38W835/25	120	6	5.12	3100	13000	3500K	80	250	25,000	Yes	★	Wet	25°	White	
	E26	32	30239	LED32DP38W835/40	120	6	5.12	3100	6000	3500K	80	250	25,000	Yes	★	Wet	40°	White	
	E26	32	20109	LED32P38W830/15	120-277	6	5.12	3000	25000	3000K	80	250	25,000	-	★	Wet	15°	White	
	E26	32	20130	LED32P38W830/25	120-277	6	5.12	3000	13000	3000K	80	250	25,000	-	★	Wet	25°	White	
	E26	32	20137	LED32P38W830/40	120-277	6	5.12	3000	6000	3000K	80	250	25,000	-	★	Wet	40°	White	

Directional Lamps (PAR38 - High Output)

Bulb Shape	Base Type	Watts	Order Code	Description	Volts	Carton Qty ²	MOL (in)	Lumens (Initial)	CBCP	Color Temp. (Initial)	CRI	Wattage Replacement	Rated Life L70 (Hrs) ¹	Dim-able	ENERGY STAR [®] Status	Location Rating ³	Beam Angle	Housing Color	Additional Information
PAR 38 - High Output - TIR Lens																			
	E26	27	93314739	LED27DP38OW830/15	120	6	5.3	3100	20000	3000K	80	250	25,000	Yes	-	Wet	15°	White	
	E26	27	93314751	LED27DP38OW830/25	120	6	5.3	3100	10000	3000K	80	250	25,000	Yes	-	Wet	25°	White	
	E26	27	93314753	LED27DP38OW830/40	120	6	5.3	3100	5000	3000K	80	250	25,000	Yes	-	Wet	40°	White	
	E26	27	93314755	LED27DP38OW835/15	120	6	5.3	3100	20000	3500K	80	250	25,000	Yes	-	Wet	15°	White	
	E26	27	93314757	LED27DP38OW835/25	120	6	5.3	3100	10000	3500K	80	250	25,000	Yes	-	Wet	25°	White	
	E26	27	93314759	LED27DP38OW835/40	120	6	5.3	3100	5000	3500K	80	250	25,000	Yes	-	Wet	40°	White	

¹ The life rating is based on the hours of operation the lamp will provide before reaching 70% of its original lumen output (L70)

² Minimum order quantity = Carton Qty

★ ENERGY STAR[®] status: ENERGY STAR[®] certified. Lamps without a "★" are not ENERGY STAR[®] certified.

³ UL 1993 Environmental Requirements for LED LAMPS

Damp Location - Exterior or interior location that is normally or periodically subject to condensation of moisture in, on, or adjacent to electrical equipment, including partially protected locations

Wet Location - Location in which water or other liquid can drip, splash, or flow on or against electrical equipment

When installing outdoors, ensure the socket used is suitably Listed for use in Wet locations and socket gaskets provided by the manufacturer are correctly attached.