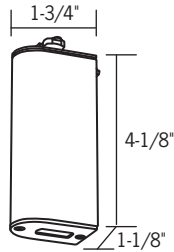


**Symphony Horizontal
Line Voltage Track Adapter**

120V-12V Track mounted solid state electronic transformer with horizontal adapter for Symphony fixtures.
For use with Symphony Low Voltage miniature fixtures only.



LA2050HSYM-(B,P,S)

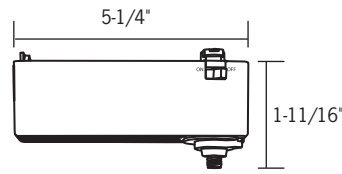


**Symphony Vertical
Line Voltage Track Adapter**

120V-12V Track mounted solid state electronic transformer with vertical adapter for Symphony fixtures.
For use with Symphony Low Voltage miniature fixtures only.




LA2050VSYM-(B,P,S)

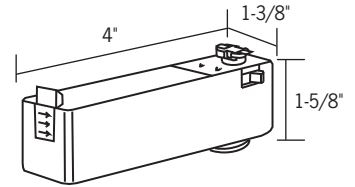


**Quick Release
Line Voltage Track Adapter**

Connect Quick Release Series fixtures or pendants to ConTech Line Voltage Track System.



CRS-LVTQR-S - Track Adapter

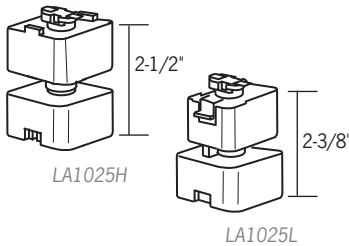


Transformer

120V-12V Track-mounted solid state electronic transformer.



LA2050N-(B,P,S) - 20-50W Transformer
LA2075N-(B,P,S) - 20-75W Transformer
LA2050NL-(B,P,S) - 1-60W Transformer

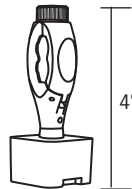


Track Adapter

Allows ConTech fixtures to be retrofitted to other manufacturer's standard track.



LA1025H-(B,P,S) - Halo Adapter
LA1025L-(B,P,S) - Lightolier Adapter

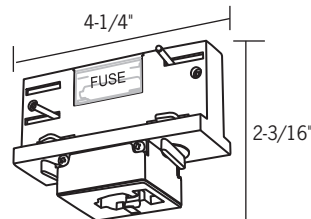


**Universal Odyssey
Flexible Track Adapter**

Connect ConTech "CTL" series track fixtures to Odyssey Flexible Track System. 10 lb. load capacity.




LIR59875-S

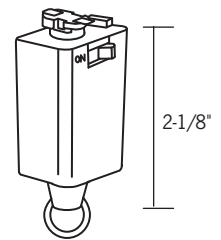


Busway Track Adapter

Allows ConTech fixtures to be retrofitted to the Busway system. Class CC 7A fuse included.



CIP60-USF-(B,P)



Pendant Fixture Adapter, Chain

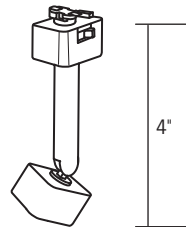
Integral on/off switch, track polarity indicator. Fixture weight can not exceed 10 lbs.



LA-17-(B,P)

Track Adapters

Standard ConTech track fixtures are UL Listed as-is for use with ConTech's many track systems, as well as with Juno¹ Lighting track. By changing the prefix in the part number, ConTech can install inserts which make our fixtures compatible with other manufacturers. Replace "CTL" with "HTL" for Halo² track, "LTL" for Lightolier³ track, and "PTL" for Capri⁴ track. For more information, please consult our factory.

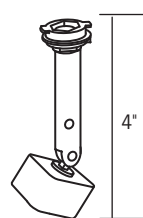


**Line Voltage
Sloped Ceiling Adapter**

Use with line voltage fixtures or extensions when track is mounted to sloped ceiling or with LA-18 mono-point.



LA1004-(B,P)

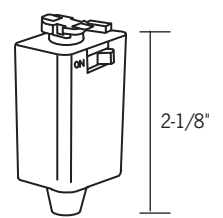


**Low Voltage
Sloped Ceiling Adapter**

Use with low voltage fixtures or extensions when track is mounted to sloped ceiling. For use with LA2050N or LA2075N transformer, LA1816 mono-point or LA-18160 remote transformer mono-point.



LA1004LV-(B,P)



Pendant Fixture Adapter, Cord

Integral on/off switch, track polarity indicator. Fixture weight can not exceed 10 lbs. **Not UL Listed unless supplied with RLM series fixtures.**

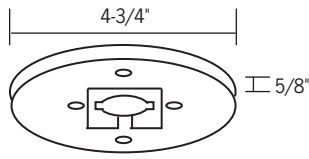


LA-17A-(B,P)

Continued on Page 2

Finish Codes: **-B** (Black), **-P** (White), **-S** (Silver)

1. Juno is a registered trademark of Juno Lighting
2. Halo is a registered trademark of Cooper Lighting
3. Lightolier is a registered trademark of Philips Lighting
4. Capri is a registered trademark of Philips Lighting

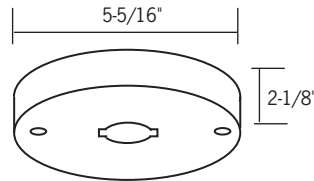


Mono-Point Adapters

Mounts track head to outlet box.
Finish: -B, P, S




LA-18 - for 120V Track Heads
LA-18/277V - for 277V Track Heads

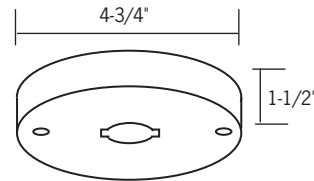


**Surface Mount
AroTech Ballast Canopy**

Allows installation of CMH fixtures in any mono-point application. 120V and 277V. Finish: -B, P, S



LA1820MHE - 20W CMH 120V
LA1839MHE - 39W CMH 120V
LA1850MHE - 50W CMH 120V
LA1870MHE - 70W CMH 120V
LA1820MHE 277 - 20W CMH 277V
LA1839MHE 277 - 39W CMH 277V
LA1850MHE 277 - 50W CMH 277V
LA1870MHE 277 - 70W CMH 277V

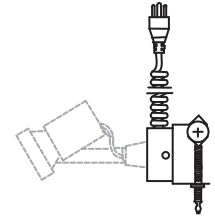


Mono-Point Adapters



120V-12V Low Voltage
Mono-Point Adapter
Built-in solid state transformer. Use in place of LA2050N or LA2075N.
LA1816-(B,P)

277V-12V Low Voltage
Mono-Point Adapter
Built-in solid state transformer.
LA1816 277V-(B,P)
Low Voltage Mono-Point Adapter
Without Transformer
For use with remote transformers only.
LA-18160-(B,P)

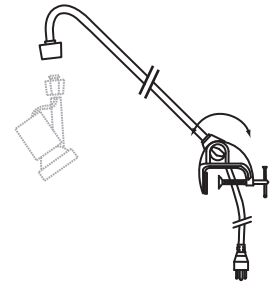


**Adjustable Clamp/
Mono-Point Bracket**

With 8' coiled cord and 3-wire grounded plug. 2-1/2" max. thickness for clamp.



LA-118RP-(B,P)

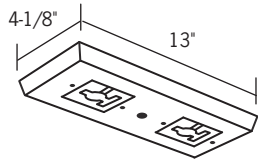


**Adjustable Track Lighting
Bracket with Clamp**

19" Long with 12' grounded cord/plug.



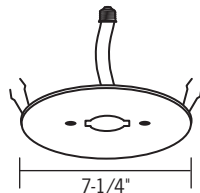
LA1019-(B,P)



Duo-Point Adapters



LA-21 - 8-7/8" O. C.
Accepts two line voltage track heads to mount to single outlet box.
Finish: -B, P

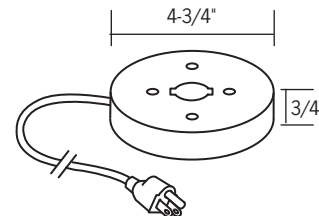


Line Voltage Adapter Plate

Converts recessed 6" housing to Mono-Point for line voltage track heads.



CTR618-(B,P,S)



Weighted Base Adapter


66" grounded cord.



LA-22-(B,P)

**AroTech Ceramic Metal Halide
Fixture Extensions**

Use with AroTech fixtures, LACM- (20/39/70) MHE Mini AroTech ballast housings or LA18 (20/39/50/70) MHE AroTech ballast canopies. Push-in wire connectors provided for connections. Finish: -B, P, S



LA1012MH-12" Extension, L: 15-1/2"
LA1018MH-18" Extension, L: 21-1/2"
LA1024MH-24" Extension, L: 27-1/2"
LA1036MH-36" Extension, L: 39-1/2"
LA1048MH-48" Extension, L: 51-1/2"

Low Voltage Fixture Extensions

Use with low voltage fixtures that operate with LA2050N, LA2075N or LA1816 solid state transformers or LA-18160 remote transformer mono-point. Finish: -B, P, S



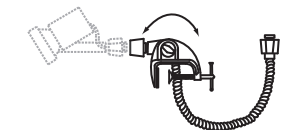
LA1012LV - 12" Extension, L: 15-1/2"
LA1018LV - 18" Extension, L: 21-1/2"
LA1024LV - 24" Extension, L: 27-1/2"
LA1036LV - 36" Extension, L: 39-1/2"
LA1048LV - 48" Extension, L: 51-1/2"

Line Voltage Fixture Extensions

Finish: -B, P, S



LA1012 - 12" Extension, L: 14-1/4"
LA1018 - 18" Extension, L: 20-1/4"
LA1024 - 24" Extension, L: 26-1/4"
LA1036 - 36" Extension, L: 38-1/4"
LA1048 - 48" Extension, L: 50-1/4"



**Adjustable Track Lighting
Bracket with Clamp**



LA-118

Line Voltage Bracket with 5' coiled cord and track connector. Finish: -B, P

LA-118LV

Low Voltage Bracket with 5' coiled cord and track connector. Requires LA2050N or LA2075N Transformer. Finish: -B, P

Finish Codes: **-B** (Black),
-P (White),
-S (Silver)