

Features & Benefits

- Assembled in USA
- No rewiring needed
- Works with fluorescent electronic ballast (Instant Start, Programmed Start, and Dimming)*
- Long life
- High CRI
- Instant on, no delay
- Convenient and quick installation
- Utilizes existing instant start or rapid start sockets
- Compatible with controls and sensors
- Dimmable
- Works in cold temperature applications
- Super wide view angle
- 5 Year Warranty
- High performance plastic series
- Buy American Compliant



* EMERGENCY BALLAST RESTRICTIONS



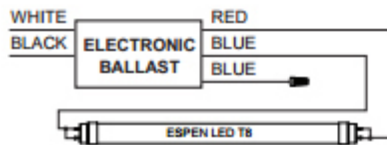
RetroFlex™
LED T8 LAMP • Simplicity.
Commercial Grade LED T8 Lamp

Specification Data

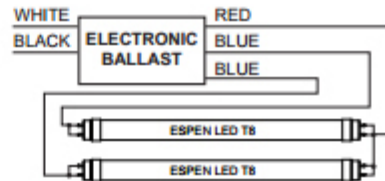
| Order Code | Length | Lamp Wattage | System Wattage | CCT | Initial Lumens | CRI | Beam Angle | Lamp Efficacy | System Efficacy | Life | DLC |
|------------------|--------|--------------|----------------|-------|----------------|-----|------------|---------------|-----------------|-------|-----|
| L24T8/835/12P-EB | 24 | 9 | 12 | 3500K | 1500 | 83 | 325 | 165 | 125 | 50000 | Yes |
| L24T8/840/12P-EB | 24 | 9 | 12 | 4000K | 1500 | 83 | 325 | 165 | 125 | 50000 | Yes |
| L24T8/850/12P-EB | 24 | 9 | 12 | 5000K | 1500 | 83 | 325 | 165 | 125 | 50000 | Yes |

Wiring diagram

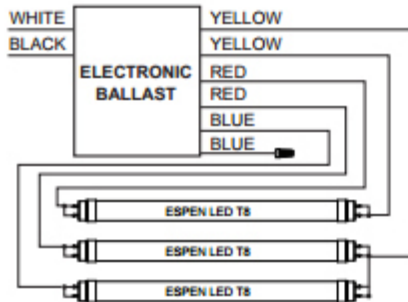
1-LAMP Instant Start Electronic Ballast



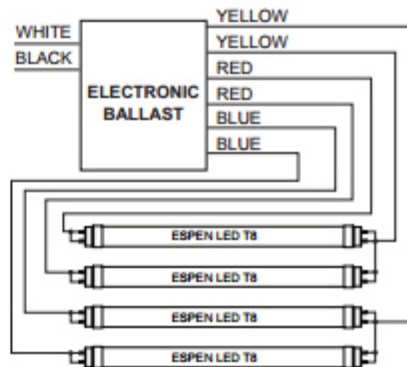
2-LAMP Instant Start Electronic Ballast



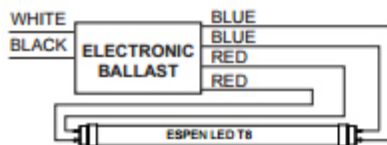
3-LAMP Instant Start Electronic Ballast



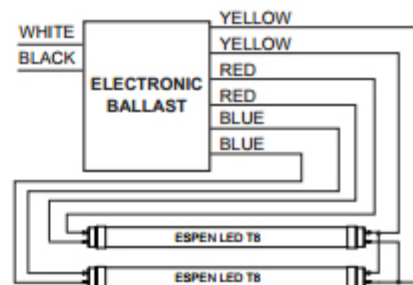
4-LAMP Instant Start Electronic Ballast



1-LAMP Programmed Start Electronic Ballast



2-LAMP Programmed Start Electronic Ballast



* Please refer to "Ballast Compatibility List" for compatible battery backup and/or emergency ballasts.

* Please refer to "Ballast Compatibility List" on Related Downloads.

Specification data is based on tests performed in a controlled environment and represents relative performance. Actual performance can vary depending on operating conditions. Application and performance data subject to change without notice. All specifications are nominal unless noted otherwise.