



# KTLD-25-UV-PS600-42-VDIM-LP2

## CONSTANT CURRENT LED DRIVER

### DESCRIPTION

LED Driver | 25W | 120-277V Input | 450, 500, 550 or 600mA Output



<b>TOTAL POWER:</b> 25W
<b>INPUT VOLTAGE:</b> 120~277Vac ± 10%
<b>INPUT FREQUENCY:</b> 50/60 Hz
<b>OUTPUT CURRENT:</b> 450, 500, 550 or 600mA
<b>DIMMING:</b> 0-10V
<b>WARRANTY:</b> 5 Years



### ELECTRICAL SPECIFICATIONS

<b>Input Voltage Range</b>	120~277Vac ± 10%
<b>Frequency</b>	50/60 Hz
<b>Power Factor</b>	> 0.9 under 120~277Vac input with 80~100% load condition (For All Output Currents)
<b>Inrush Current</b>	TBD
<b>Max. Input Current</b>	TBD
<b>THD</b>	< 20% under 120~277Vac input with 80~100% load condition (For All Output Currents)
<b>Load Regulation</b>	± 2%
<b>Line Regulation</b>	± 2%
<b>Output Tolerance</b>	± 5% at Full Load Condition
<b>Turn-On Delay Time</b>	< 0.5s at Full Load Condition
<b>Overshoot</b>	< 10% at Full Load Condition
<b>No Load Power Consumption</b>	< 1W
<b>Ripple &amp; Noise (pk-pk)</b>	< 10%
<b>Withstand Voltage</b>	Input to output, 2,800Vdc, 2mA
<b>Leakage Current</b>	Maximum 0.5mA at 277Vac, 60Hz input
<b>Minimum Dim %</b>	~10% Dimming
<b>Protection</b>	<ul style="list-style-type: none"> <li>• <b>Over Voltage Protection:</b> Hiccup mode. Protection will trigger when load voltage exceeds specified output voltage and will auto recover after the fault mode is removed.</li> <li>• <b>Over Current Protection:</b> Hiccup mode. Protection will trigger when load current exceeds specified output current and will auto recover after the fault mode is removed.</li> <li>• <b>Short Circuit Protection:</b> Hiccup mode. Protection will trigger when short circuited and will auto recover after the fault mode is removed.</li> </ul>

### PRODUCT SPECIFICATIONS

Catalog Number	Output Current	Output Voltage	Output Power	OCV	Typical Efficiency at 120V	Typical Efficiency at 240V	Typical Efficiency at 277V	Remote Mounting Distance (#18 AWG)	Class 2	
									US	Canada
KTLD-25-UV-PS600-42-VDIM-LP2	450mA	20-42V	18.9W	47V	86%	87%	87%	62 ft	✓	✓
	500mA	20-42V	21.0W							
	550mA	20-42V	23.1W							
	600mA	20-42V	25.2W							

### ENVIRONMENTAL SPECIFICATIONS

<b>Operating Temperature</b>	-40°C/-40°F to 60°C/140°F
<b>Storage Temperature</b>	-40°C/-40°F to 85°C/185°F
<b>Humidity</b>	5% to 95%
<b>MTBF</b>	365,000 hours at 40°C/104°F ambient (~70°C/158°F Case temp)
<b>Life Rating</b>	85,000 hours at 120Vac input, 100% load and 60°C/140°F case temperature
<b>Maximum Case Temperature</b>	90°/194°F

### SAFETY AND EMC COMPLIANCE

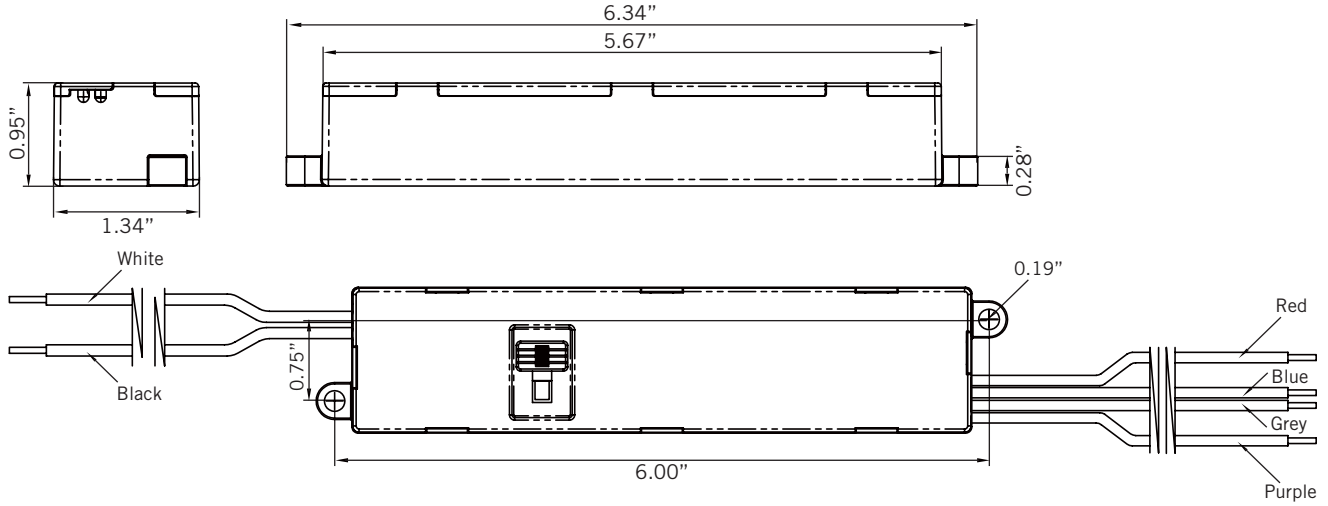
<b>UL/cUL</b>	UL 8750, Class P
<b>CE</b>	EN61347-1, EN61347-2-13
<b>FCC, 47CFR Part 15</b>	ANSI C63.4:2009 Class B (Consumer Limit)
<b>EN61000-3-2</b>	Harmonic Current Emissions Class C



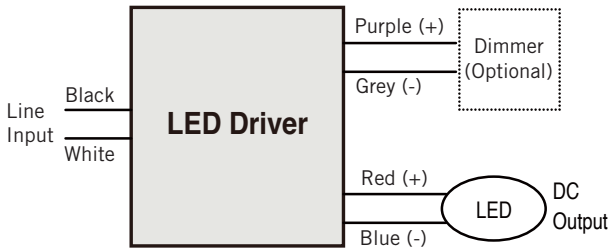
# KTLD-25-UV-PS600-42-VDIM-LP2

## CONSTANT CURRENT LED DRIVER

### PHYSICAL SPECIFICATIONS



### WIRING DIAGRAM

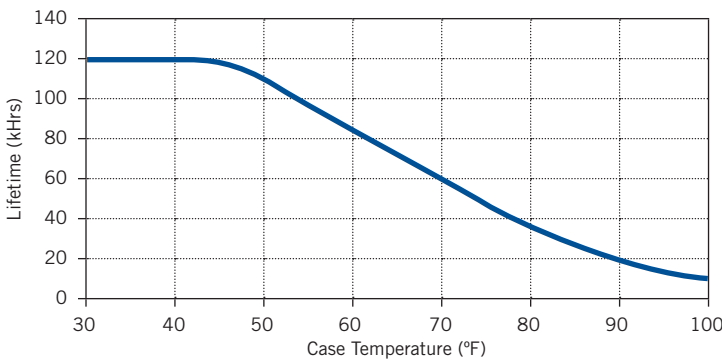


### WIRING SPECIFICATIONS

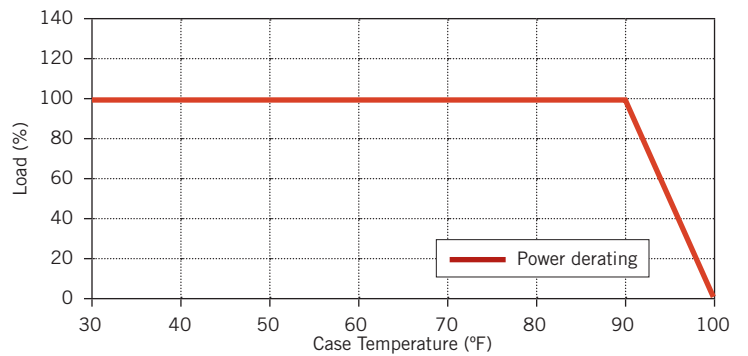
<b>INPUT</b>	12", UL 1569 #18AWG (Black and White)
<b>OUTPUT</b>	12", UL 1569 #18AWG (Red and Blue)
<b>DIMMING</b>	12", UL 1569 #18AWG (Purple and Grey)

### PERFORMANCE SPECIFICATIONS

#### LIFETIME VS CASE TEMPERATURE



#### POWER DERATING VS CASE TEMPERATURE

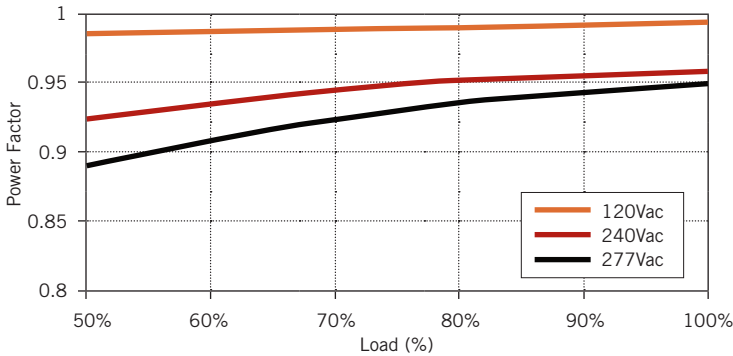




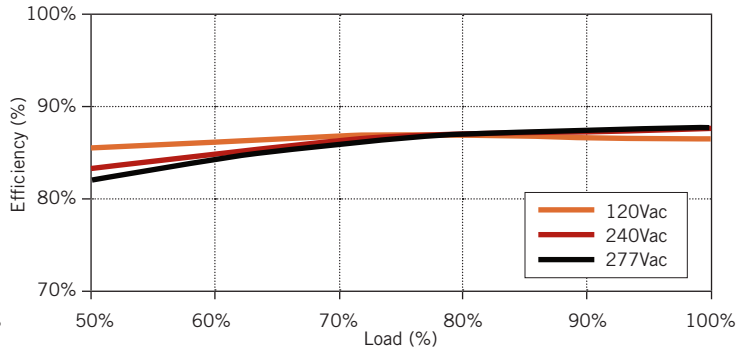
# KTLD-25-UV-PS600-42-VDIM-LP2

## CONSTANT CURRENT LED DRIVER

**POWER FACTOR VS LOAD**



**EFFICIENCY VS LOAD**



**ORDERING INFORMATION**

ORDER CODE	PACKAGING STYLE	PACK QTY.	ITEM STATUS
KTLD-25-UV-PS600-42-VDIM-LP2	Carton Pack	TBD	Quick Ship

**CATALOG NUMBER BREAKDOWN**

# KTLD-25-UV-PS600-42-VDIM-LP2

1
2
3
4
5
6
7
8

- 1** Keystone Technologies LED Driver
- 2** Max. Output Wattage
- 3** 120-277V Input
- 4** Power Select Series
- 5** Max. Output Current
- 6** Max. Output Voltage
- 7** 0-10V Dimming
- 8** Case Style