



## LIS Series

### With Optional Replaceable Light Engine

Current's Lumination LED fixtures with TriGain® technology **LIS Suspended** Series are designed to offer lighting designers enhanced CRI and R9 without sacrificing efficiency. With R9 greater than 50, these fixtures display objects like produce, fabric, skin-tones and artwork—remarkably efficient, reducing maintenance and operating costs. Available in 7% and 12% uplight versions as well.

### CONSTRUCTION

<b>Heatsink:</b>	Fully Recyclable Heatsink
<b>Paint:</b>	White, Colored Endcaps (optional)
<b>Weight:</b>	<20lb (9.07kg)

### OPTICAL SYSTEM

<b>Lumens:</b>	4,200–24,000
<b>Distribution:</b>	Lambertian, 100% Direct, 12% Uplight, 7% Uplight
<b>Wattage:</b>	34–182W
<b>Efficacy:</b>	Up to 158 LPW
<b>CCT:</b>	3000K, 3500K, 4000K & 5000K
<b>CRI:</b>	83, 90 TriGain®

### ELECTRICAL

<b>Input Voltage:</b>	120–277V, 347V
<b>Input Frequency:</b>	50/60Hz
<b>Power Factor (PF)*:</b>	>90%*
<b>Total Harmonic Distortion (THD)*:</b>	<20%**
<b>Transient Protection:</b>	100 kHz ring wave, 2.5 kV level
<b>LED Driver Type:</b>	Class 2, Replaceable, High Efficiency LED Driver rated for 50,000 hours (When used within operating conditions.)
<b>Audible Noise:</b>	Per 29CFR 1910 sub part G: <24 dba (1 foot)
<b>Output Frequency/ Flicker Rate:</b>	NEMA 77

\*except for the following conditions:  
 • 4ft SKU with [A3] lumen  
 • 4ft SKU with [EL] option

\*\* PF and THD may vary with options

### CONTROLS

<b>Dimming Control:</b>	Standard, 0–10V Universal
<b>Sensors:</b>	Occupancy & Daylight Harvesting Sensor, Daintree® EZ Connect, Daintree® One, & Daintree® Networked available w/ Integrated Sensor

### LUMEN MAINTENANCE

L70 @ 100,000 hours

L70

### LUMEN AMBIENT TEMPERATURE

TYPE	TEMPERATURE RATE
OPERATING TEMPERATURE	–10°C to 35°C
STORAGE TEMPERATURE	–40°C to +70°C

### MOUNTING & ADDITIONAL FEATURES



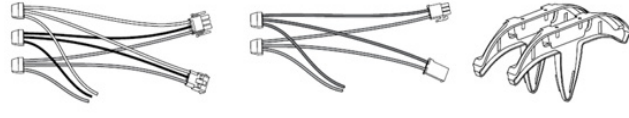

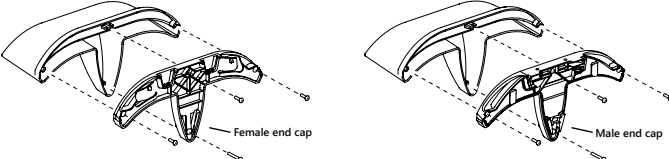
- **Mounting Options:** Ceiling, Surface, Suspended
- **Removable Light Engine:** Available
- **Continuous Runs:** Up to 400' on a single power drop
- **Quick-Connect Design:** Eliminates snaking for straight lines and helps cut installation time.
- **Optional Uplight Distribution:** Available with two uplight configurations to reduce shadowing and dark ceilings.
- **Optional Decorative Endcaps:** Black, Grey, or Red
- **Optional Emergency Battery:** Bodine BSL310 battery back-up system

### DESIGN LIFE & WARRANTY

- **Rated Life:**
  - L70 @ 90,000 hours for Trigain® only
  - L85 @ 75,000 hours
- **High Temperature High Humidity:** 60°C / 90% (non-condensing)
- **Safety:** UL/cUL Listed
- **Ratings:** IP20, IK02
- **Electronic Vibration Testing:** Multi Axis, Random Vibration Profile: 2–2000 Hz, 5Gs on electronics
- **Current's Limited 5-year Warranty:** Please see website.



### ADDITIONAL ACCESSORIES

MOUNTING/ACCESSORY OPTIONS		PRODUCT CODE
<p><b>SUSPENDED KITS</b>  <b>Direct Mounting</b>  <b>Open/Unfinished Ceiling</b>                      Comes with:                      • 2x T-Grid Clips + bolts</p>	 <p><b>T-Grid Clip + Bolt</b></p>	<p><b>T-GRID CLIP + BOLT</b>                      93126294</p>
<p><b>Starter Kit (1 row)</b>                      Comes with:                      • 1x Starter Harness                      • 2x Endcaps</p>	 <p><b>Starter Kit Harnesses</b>      <b>Endcaps</b></p>	<p><b>END CAPS COLORS</b>                      93018007: WHT End Caps                      93081607: GRY End Caps                      93081606: BLK End Caps                      93081609: RED End Caps</p>
<p><b>Starter Kit (10 rows)</b>                      Comes with:                      • 10x Starter Harness                      • 20x Endcaps</p>	 <p><b>Starter Kit Harnesses</b>      <b>Endcaps</b></p>	<p><b>END CAPS COLORS</b>                      93022791: WHT End Caps                      93081608: GRY End Caps                      93081245: BLK End Caps                      93081610: RED End Caps</p>
<p><b>Anti-Snaking Brackets</b>                      Use if extra brackets are required.                      See diagram on next page—brackets included with each fixture                      Comes with:                      • 10x Suspension Brackets</p>	 <p><b>Starter Kit Harnesses</b></p>	<p>94210: Standard Suspension Brackets                      93088000: Anti-Snaking Suspension Brackets</p>
<p><b>Architectural End Cap</b></p>	 <p>Female end cap      Male end cap</p>	<p>93039940: Contains set (2)</p>

### SENSOR COVERAGE PATTERN

