

# DT-200 Dual Technology Sensor



Combines passive infrared and ultrasonic technologies

Trouble-free lighting control in applications difficult for single technology sensors

Built-in light level sensor

SmartSet automatically selects optimal settings for each space

Accepts low voltage switch input for manual-on operation

Walk-through mode increases savings potential

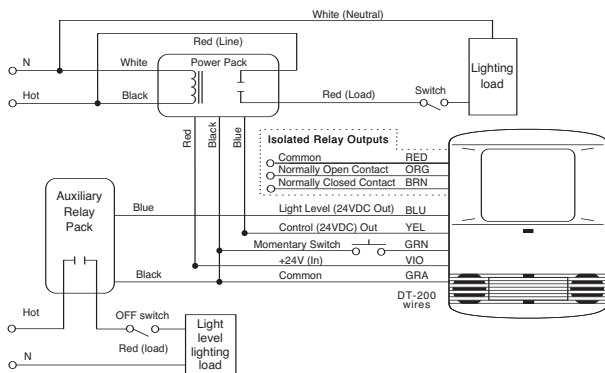
## Specifications

- 24 VDC/VAC
- Ultrasonic frequency of 40 kHz
- Time delays: SmartSet (automatic), fixed (5, 10, 15, 20, or 30 minutes), walk-through, test-mode
- Sensitivity adjustment: SmartSet (automatic) or reduced sensitivity
- SPDT isolated relay (DT-200)
- Isolated relay with N/O and N/C outputs rated for 1 Amp at 24 VDC/VAC (DT-200)
- Built-in light level sensor; 2 to 200 fc (21 to 2,152) lux (DT-200)
- Units per power pack: DT-200 up to 3 (B), up to 4 (BZ); DT-205 up to 4 (B), up to 5 (BZ)
- 4.4" x 3.4" x 2" (111.8mm x 86.4mm x 50.8mm)
- UL and CUL listed, 5 year warranty

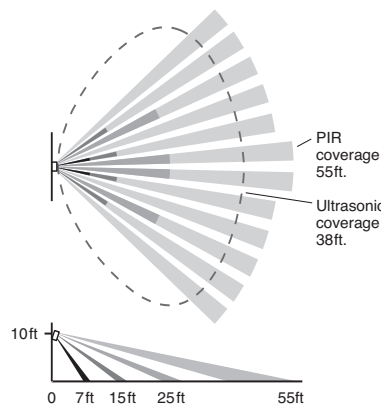
## Applications

- Classrooms
- Conference and training rooms
- Large offices

## Wiring Diagram



## Coverage Pattern




















Coverages shown are maximum. Under ideal conditions, coverage for half-step walking motion (standard lens) can reach up to 2000 ft<sup>2</sup>, for desktop activity up to 1000 ft<sup>2</sup>.

## Order Information

CATALOG #	VOLTAGE	CURRENT	COVERAGE	FEATURES
DT-200	24 VDC	43 mA	2000 ft <sup>2</sup> (185.8 m <sup>2</sup> )	light level, isolated relay
DT-205	24 VDC	35 mA	2000 ft <sup>2</sup> (185.8 m <sup>2</sup> )	

All units are white and use Watt Stopper power packs.

# Product Line Summary

	WS-200	120/277 VAC; 60 Hz	Automatic wall switch	Passive infrared
	WA-200 WA-300	120/277 230/277 VAC, 50/60 Hz 120/277 230/277 VAC, 50/60 Hz	Automatic wall switch -with dual relays	Passive infrared Passive infrared
	WI-200 WI-300	120/277 VAC; 60 Hz 120/277 VAC; 60 Hz	Automatic wall switch -with dual relays	Passive infrared Passive infrared
	WN-100-120 WN-100-277	120 VAC, 60 Hz 277 VAC, 60 Hz	Motion sensor nightlight switch Motion sensor nightlight switch	Passive infrared Passive infrared
	WD Series	120 or 277 VAC; 60 Hz	Dimmable wall switch	Passive infrared
	CN-100 CW-100	120 VAC, 60 Hz 120 VAC, 60 Hz	Residential vacancy sensor Residential vacancy sensor	Passive infrared Passive infrared
	WPIR	24 VDC	Ceiling mount sensor	Passive infrared
	CX Series	24 VDC	Ceiling/wall mount sensor	Passive infrared
	CI-200 Series	24 VDC	Ceiling mount sensor	Passive infrared
	CI-300 Series CI-355 Series	24 VDC 120/230/277/347 VAC; 50/60 Hz	Ceiling mount sensor Ceiling mount sensor	Passive infrared Passive infrared
	CI-12/24	12/24 VDC	Sensor for HVAC, BAS	Passive infrared
	CB-100	24 VDC	Low temperature sensor	Passive infrared
	W Series	24 VDC	Ceiling mount sensor	Ultrasonic
	WT Series	24 VDC	Ceiling mount sensor	Ultrasonic
	UT-300 Series UT-355 Series	24 VDC 120/230/277/347 VAC; 50/60 Hz	Ceiling mount sensor Ceiling mount sensor	Ultrasonic Ultrasonic
	DT-200 Series	24 VDC	Ceiling/wall mount sensor	Dual technology
	DT-300 Series DT-355 Series	24 VDC 120/230/277/347 VAC; 50/60 Hz	Ceiling mount sensor Ceiling mount sensor	Dual technology Dual technology

