

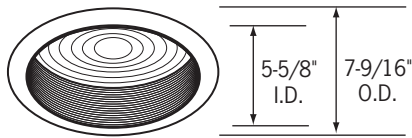
Trims for 6" RL Series Compact Fluorescent Recessed Housings

Trims are compatible with RL6213H, RL113, RL113-IC, RL113-R, RL118, RL118-R, RL126, RL126-R, RL213, RL213-R, RL218, RL218-R, RL226 and RL226-R series housings only.

All trims have white trim finish unless specified.

All trims are cULus listed.

All trims are suitable for damp locations; only shower trims are listed for wet locations.

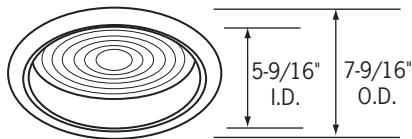


CTR1331-P

Black Baffle, Regressed Glass Convex Prismatic Lens

CTR1331-P-WHT

White Baffle, Regressed Glass Convex Prismatic Lens
 Softened illumination in indoor and outdoor installations. Trims are adjustable to accommodate different ceiling thicknesses. Slotted opening opposite sockets allows for ease of lamp installation and lessens heat build-up for improved lamp performance. Wet location listed. Optional fresnel lens available: 1331 LENS.

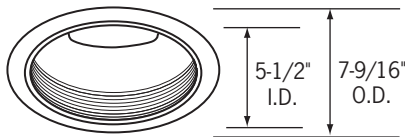


CTR1332-P-CLR

Clear Multiplier, Regressed Convex Prismatic Lens

CTR1332-P-WHT

White Multiplier, Regressed Convex Prismatic Lens
 Softened illumination in indoor and outdoor installations. Trims are adjustable to accommodate different ceiling thicknesses. Slotted opening opposite sockets allows for ease of lamp installation and lessens heat build-up for improved lamp performance. Wet location listed. Optional fresnel lens available: 1332 LENS-Lexan.



CTR1826-01-B

Black Baffle, Clear Specular Reflector, Black Trim Ring

CTR1826-01-P

Black Baffle, Clear Specular Reflector, White Trim Ring

CTR1826-01-WHT

White Baffle, Clear Specular Reflector, White Trim Ring

Not compatible with RL113-IC Housing

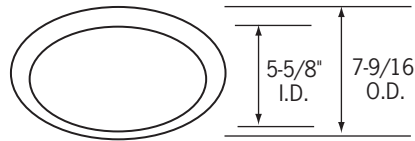
Reflector/Trim Finishes

Reflector Finish Options:

B - Black **WHT** - White
CLR - Clear

Trim Finish Codes:

B - Black **P** - White



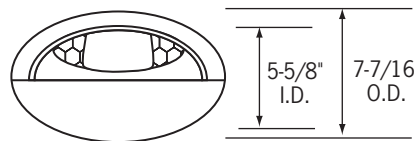
CTR1826-02-CLR

Clear Specular Multiplier Reflector, White Trim Ring

CTR1826-02-WHT

White Specular Multiplier Reflector, White Trim Ring

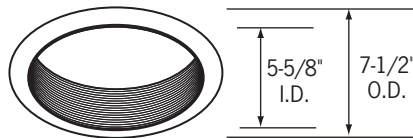
Not compatible with RL113-IC Housing



CTR1826-03-CLR

Scoop Wall Wash, Clear Specular Reflector

Not compatible with RL113-IC Housing



CTR1901-B-CLR

Black Baffle, Clear Reflector, Black Trim Ring

CTR1901-CLR

Black Baffle, Clear Reflector

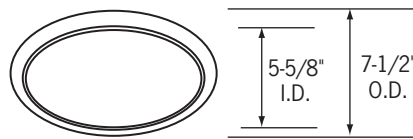
CTR1901-WHT

White Baffle, White Reflector

White, high-heat rated ABS beveled trim ring. Specular aluminum reflector. (3) Heat-treated steel spring reflector clips.

Only compatible with RL113-IC Housing

Maximum Wattage: (1) 13W DTT



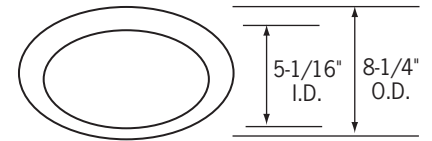
CTR1902-(CLR, WHT)

Multiplier, Clear or White Reflector

White, high-heat rated ABS beveled trim ring. Specular aluminum reflector. (3) heat-treated steel spring pressure clips.

Only compatible with RL113-IC Housing

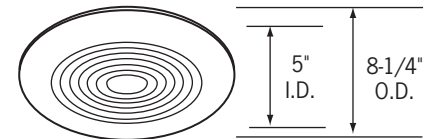
Maximum Wattage: (1) 13W DTT



CTR1912-P

Albalite Shower Trim

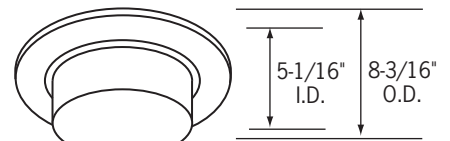
Wet location listed. White beveled steel trim ring. Polyethylene sponge gaskets. Flat opal Albalite glass. (2) Butterfly spring clips. Heat-treated steel.



CTR1913-P

Fresnel Shower Trim

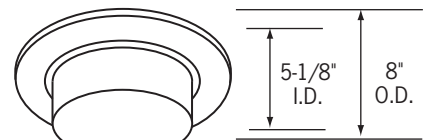
Wet location listed. White beveled steel trim ring. Polyethylene sponge gaskets. Clear Fresnel glass lens. (2) Butterfly spring clips. Heat-treated steel.



CTR1916-P

Drop Opal Shower Light, Glass Lens

Wet location listed. Polyethylene sponge gaskets. White enamel trim. 1-1/8" drop from ceiling. Glass lens.



CTR1916-P

Drop Opal Shower Light, Plastic Lens

Wet location listed. White high-heat ABS trim, 1-1/2" drop from ceiling. Polyethylene sponge gaskets.