MaxLite®

c-Max CONTROLS COMPATIBLE | DLC PREMIUM | c UL us LISTED | 120-277 VOLT | IP65 | CCT SELECTABLE | 0-10V DIMMING | WET LOCATION SUITABLE | 5 YEAR WARRANTY

PROJECT NAME:_____ CAT. #: _____

NOTES:_____ FIXTURE SCHEDULE:_____

PathMAX™ Slim Bollards

CCT Selectable

Round Dome Type V

Square Type V

Round Dome Louver

Round Flat Louver

Sensor/Photocell



CCT Selectable Switch

Round Flat Type V

Product Description:

The PathMAX™ Slim LED Bollards offer a modular design with field selectable color temperatures (3000K, 4000K, 5000K) that simplify the product choice for distributors and contractors. Available in round and square silhouettes, the bollards are controls ready and designed with a specialized optics that projects light down and outward for ample illumination on walkways.

Features:

- CCT Selectable 3000K, 4000K & 5000K
- Modular design with field replaceable heads and shafts
- Lengths: 42" , 36"
- Distributions / optics: Cone reflector (Type V), louver
- Vandal resistant screws

Dimming:

- 120-277V option available with 0-10V dimming (0%)

Construction:

- Die-cast aluminum body
- Clear Polycarbonate lens

Mounting:

- Mounting kit available standard with each bollard (includes mounting base, anchor bolts, nuts and washers)

Listings:

- UL Listed for Wet Locations, Outdoor
- DLC Premium: Not all product variations listed on this page are DLC qualified. Visit https://www.designlights.org/search/ to confirm qualification

Controls Ready:

Simple plug and play Sensor Receptacle/Socket enables installation of c-Max control nodes, photocell and motion sensor without changing the fixture.

Ordering Information

FAMILY	-	SUB FAMILY	SHAPE	STYLE	WATTAGE	VOLTAGE	CCT	DISTRIBUTION	HEIGHT	FINISH	CONTROLS
BL= PathMAX™ Bollard, Slim Series		**CL=** Classic	**R=** Round [1]**S=** Square	**D=** Dome Top **F=** Flat Top	**22=** 22W	**U=** 120-277V	**CS=** 3000/ 4000/ 5000K	**BLANK=** Type V **LR=** Louvers	**BLANK=** 42" **36=** 36"	**B=** Bronze *Contact Maxlite for custom finishes*	[2]**CR=** Controls Ready port

[1]Only available as a Flat Top, Type V distribution, 42" model
[2]Only available with 42" height

DLC ID

MODEL NUMBER	DLC ID
BL-CLSF22UCSB[BLANK; CR]	PLANH2MJUG7Y
BL-CLRD22UCS[BLANK, 36]B[BLANK; CR]	PLGDLA1VO1NH
BL-CLRF22UCS[BLANK, 36]B[BLANK; CR]	PLZNC7TMOEDP

*Louver models are not DLC qualified.
Visit https://www.designlights.org/search/ to confirm qualification of other product variations.

Accessories

MODEL NUMBER	ORDER CODE	DESCRIPTION	IMAGE
CN-REMOTE	105567	Control Node Remote Control	
CN-RDMSB	105566	Control Node Round, PIR Motion Sensor/ Photocell, Bronze, IP66	
CN-RDPCB	105569	Photocell Node Round, Bronze, IP66	
NN-RDB	105897	Network Node Round, Bronze	

5 YEAR WARRANTY **5-year standard warranty with labor allowance*** (further details available at www.maxlite.com/warranties)

Phone: 1-800-555-5629 | Fax: 973-244-7333 | Web: www.maxlite.com | E-mail: info@maxlite.com | PLM# 640 | Rev: 09/27/21

© 2021 Specifications subject to change without notice.

MaxLite®

PathMAX™ Slim Bollards

CCT Selectable

Dimmers

LEVITON	DD710-BDE, IP-710-LFZ, DS710-10E
LUTRON	DVTV-WH, DVSTV-453P

Specifications

	BL-CRSF22UCSB (Square, Type V)	BL-CLRx22UCSxxB (Round, Type V)	BL-CLR22UCSLRB (Round, Louver)
Power Consumption (W)	22W		
Lumens Delivered (lm)	2860	2860	1320
Efficacy (lm/W)	130	130	60
CRI	≥80		
CCT (K)	CCT Selectable 3000K, 4000K & 5000K		
BUG Rating	B1-U3-G1		B1-U3-G2
L70 Lifetime (hrs)	≥50,000 Hrs		
Input Voltage	120-277Vac, 50/60Hz		
Power Factor	≥0.9		
Operating Temperature	-40°F - 122°F (-40°C - 50°C)		
Listings	DLC Premium, UL Listed, IP65		
Environment	Outdoor, Wet location		
Warranty	5 year warranty		

Dimensions:

Bollard	A (H)	B (W)
42" Square	42.00"	6.30"
42" Round Flat Top		
42" Round Dome Top	43.66"	
36" Round Flat Top	36.00"	
36" Round Dome Top	37.68"	

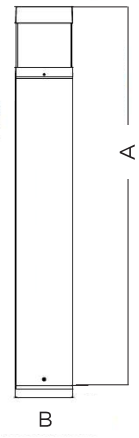

Square



Round Flat Top

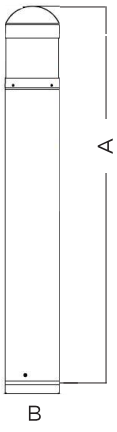

Round Dome Top

Mounting Kit Details: (Included standard)

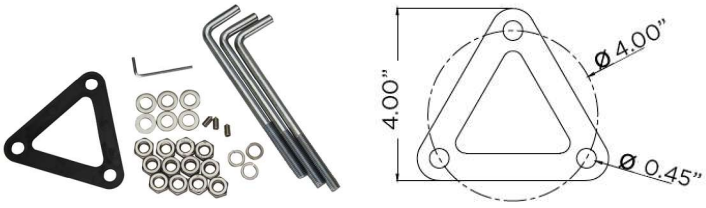

Round

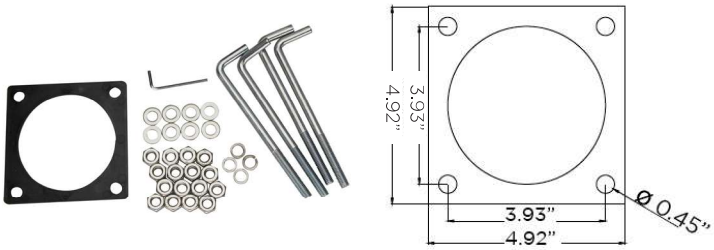

Square

© 2021 Specifications subject to change without notice.

MaxLite®

PathMAX™ Slim Bollards

CCT Selectable

ISOFOOTCANDLE:

Each gridline represents one mounting height.

For mounting heights other than noted multiply FC by the below factor.

$$\text{Factor} = \frac{(\text{Chart's Mtg Height})^2}{(\text{Actual Mtg Height})^2}$$

LEGEND

- 0.5 fc
- 1 fc
- 2 fc
- 5 fc
- 10 fc
- 20 fc

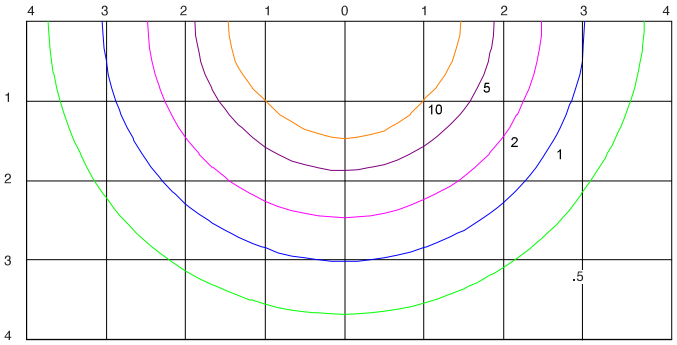

42" SQUARE

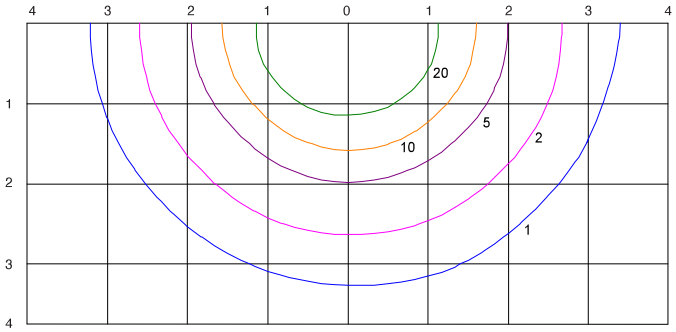

36" ROUND TYPE V

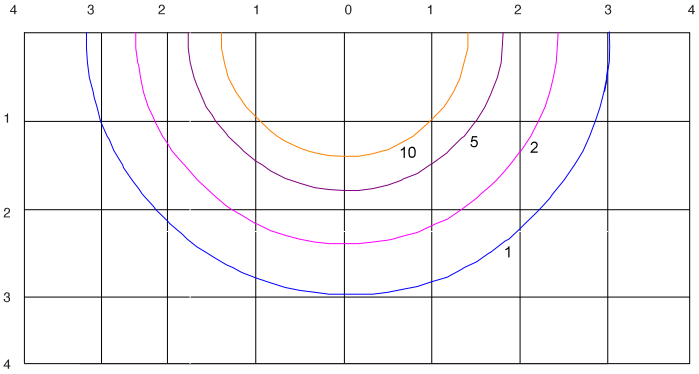

42" ROUND TYPE V

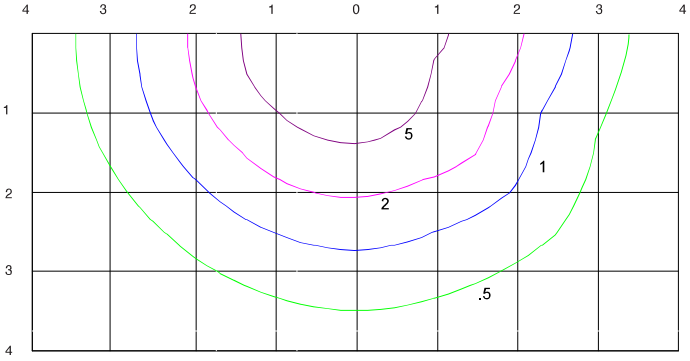

36" LOUVER

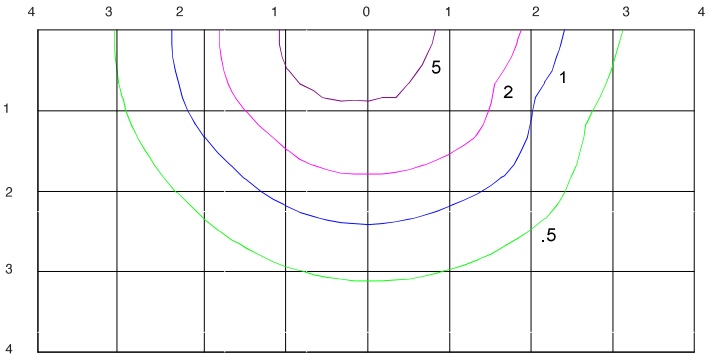

42" LOUVER

© 2021 Specifications subject to change without notice.