



Airfield lighting

Reliable tungsten halogen lamps for airfields

osram.us/airfield

amul **OSRAM**



Airfield Lamps

6.6A Current Controlled, Tungsten Halogen

Airfield lighting systems provide essential visual guidance for aircraft taxi, take-off, approach and landing. OSRAM 6.6A tungsten halogen lamps for the airfield lighting industry combine high performance with long life to keep airfield maintenance costs down, while upholding high standards of safety and reliability. OSRAM uses state-of-the-art equipment and processes to yield high quality lamps with precision filament alignment for the best optical performance within the fixture. Airfield fixture manufacturers around the world choose OSRAM lamps due to their consistent and reliable performance.



Key Features & Benefits

- Low maintenance costs due to long lamp life
- Reliable and consistent light output enhances visibility over the life of the lamp
- FAA and/or ICAO approved in conjunction with many OEM fixtures
- Durable construction provides resistance to the effects of vibration
- Broad product portfolio for runway, taxiway and approach lighting
- IR radiation provides guidance in low visibility conditions
- Ability to reduce light output when needed
- Flicker-free operation
- Mercury-free

Product Offering

Type	Watts	Bulb Type	Connector/Base
Reflector Lamps	30, 40, 45, 48, 62, 105	MR11, MR16	Female Flat, Female Round, Male Flat
Pk30d Base Lamps	45, 65, 100, 150, 200	T4	Female Flat, Male Flat
Single-End Lamps	30, 45, 100, 110, 150, 200	T3.5, T4	G6.35, GY9.5, GZ9.5

Application Information

Applications

- Runway
- Taxiway

Typical Fixtures

- Elevated runway and taxiway lights
- Inset runway and taxiway lights
- Approach lights (PAPI)
- Guidance signs

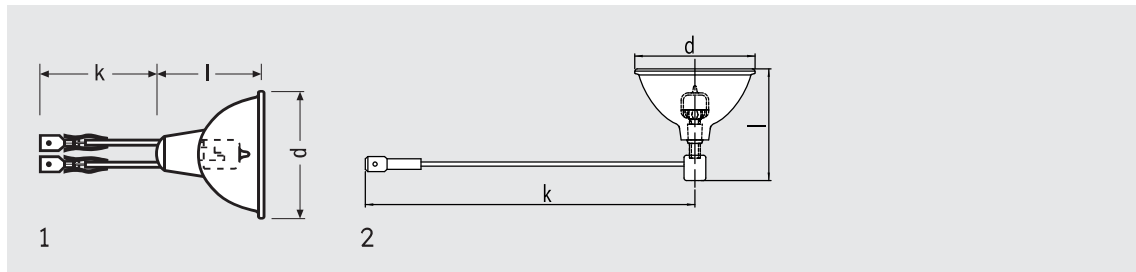
Application Notes

1. Lamps to be operated on 6.6A circuits
2. Many OEM fixtures are FAA and/or ICAO approved with OSRAM lamps
3. Lamps available with connector combinations A, B, Z/C on request
4. Pk30d base is pre-focused
5. Note burning position for each lamp



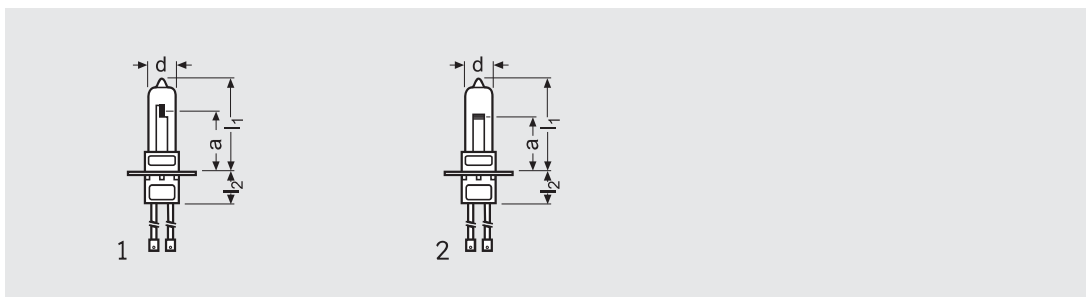
Ordering Information and Dimensions

Reflector Lamps for Series Operation at 6.6A (Operating Position: any)



Item Number	Ordering Abbreviation	Wattage (W)	Average Life (h)	Axial Luminous Intensity Min. (kcd)	(d) Diameter (mm)	(l) Length (mm)	(k) Min. Cable Length (mm)	Connector	Figure	Std Case Qty
58938	6.6A/30MR16/64331A/FL	30	1000	4.3	50.4	48	125	female, male flat	1	20
58964	6.6A/30MR16/64331A/FL	30	1000	4.3	50.4	48	125	female flat	1	20
58506	6.6A/30MR16/64331A/SP	30	1000	18	50.4	48	125	female flat	1	20
58899	6.6A/40MR11/64333A	40	1500	12.7	35.3	37	125	female flat	1	20
58889	6.6A/40MR11/64333B	40	1500	12.7	35.3	37	125	female round	1	20
58907	6.6A/45MR16/64337A 45-15	45	1500	23	50.4	45	125	female flat	1	20
58908	6.6A/45MR16/64337B 45-15	45	1500	23	50.4	45	125	female round	1	20
58891	6.6A/48MR16/64337A 48-15	48	1500	23	50.4	45	125	female flat	1	20
58894	6.6A/48MR16/64338AC	48	1000	26	50.4	45	125	female, male flat	1	20
58493	6.6A/62MR16/64336A	62	1500	31.5	50.4	45	125	female flat	1	20
56781	6.6A/62MR16/64336C	62	1500	31.5	50.4	45	125	male flat	1	20
58953	6.6A/105MR16/64339A	105	1000	30	50.4	48	125	female flat	2	20
58960	6.6A/105MR16/64339AC	105	1000	30	50.4	48	125	female, male flat	2	20
58963	6.6A/105MR16/64339C	105	1000	30	50.4	48	125	male flat	2	20

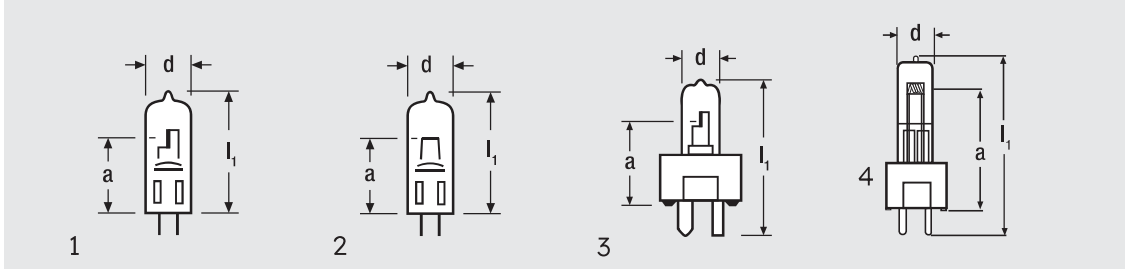
PK30d Base Lamps for Series Operation at 6.6A (Operating Position: s90 / vertical-to-horizontal, base down)



Item Number	Ordering Abbreviation	LFI	Wattage (W)	Average Life (h)	Luminous Flux (lm)	Connector (flat)	Filament Dimension w x h (mm)	(a) LCL (mm)	(d) Diameter (mm)	(l1) Length (mm)	(l2) Length (mm)	Figure	Std Case Qty
58910	6.6A 64317C 45-15 PK30D	J1/76	45	1500	800	male	C-8 1.4x3.4	16	13.5	36	20	1	100
58988	6.6A 64318A 45-15 PK30D	J1/77	45	1500	800	female	C-8 1.4x3.4	16	13.5	30	20	1	100
58989	6.6A 64318Z/C 45-15 PK30D	J1/77	45	1500	800	male	C-8 1.4x3.4	16	13.5	30	20	1	100
59010	6.6A 64319A 45-15 PK30D		45	1500	800	female	C-8 1.4x3.4	20	13.5	34	16	1	100
59011	6.6A 64319Z/C 45-15 PK30D		45	1500	800	male	C-8 1.4x3.4	20	13.5	34	16	1	100
59069	6.6A 64328 HLX-Z/C 65-15 PK30D		65	1500	1450	male	CBar-6 3.2x3.2	20	13.5	32	16	2	100
59072	6.6A 64341 HLX-A 100-15 PK30D	J1/79	100	1500	2700	female	CBar-6 5.3x3.0	20	13.5	32	16	2	100
59073	6.6A 64341 HLX-Z/C 100-15 PK30D	J1/79	100	1500	2700	male	CBar-6 5.3x3.0	20	13.5	32	16	2	100
59074	6.6A 64342 HLX-C 100-15 PK30D	J1/80	100	1500	2700	male	CBar-6 5.3x3.0	20	13.5	40	16	2	100
59077	6.6A 64361 HLX-A 150-15 PK30D	J1/83	150	1500	3600	female	CBar-6 7.1x3.6	20	13.5	34	16	2	100
59079	6.6A 64361 HLX-Z/C 150-15 PK30D	J1/83	150	1500	3600	male	CBar-6 7.1x3.6	20	13.5	34	16	2	100
59080	6.6A 64382 HLX-A 200-15 PK30D	J1/84	200	1500	4800	female	CC-6 6.2x3.9	20	13.5	36	21	2	100
59081	6.6A 64382 HLX-C 200-15 PK30D	J1/84	200	1500	4800	male	CC-6 6.2x3.9	20	13.5	36	21	2	100

Airfield lamps

Single-ended Lamps for Series Operation at 6.6A



Item Number	Ordering Abbreviation	LFI/ANSI	Wattage (W)	Average Life (h)	Luminous Flux (lm)	Base	Burning Position	Filament Type	(d) Diameter (mm)	(a) LCL (mm)	(l1) Length (mm)	Figure	Std Case Qty
58850	6.6A/30T3.5/64322/EXL/DL	EXL	30	1500	430	GZ 9.5	s90	C-8	11.5	25.4	44.5	3	12
59928	6.6A/45T3.5Q/64321	J1/57	45	1500	900	G6.35	s90	C-8	11.5	33	47	1	40
58846	6.6A/45T3.5/64320/EXM	EXM	45	1500	900	GZ9.5	s90	C-8	11.5	25.4	44.5	3	12
4008321106384	6.6A/100T4Q/64346	J1/58	100	1200	2300	G6.35	s90	CBar-6	13.5	33	47	2	40
58285	6.6A/110T4Q/64350/EVV	EVV	110	1000	2700	GZ9.5	any	CBar-6	13.5	39.1	63.5	4	100
58855	6.6A/150T4Q/64354/EWR/DL	EWR	150	1500	3700	GZ(GY)9.5	s90	CBar-6	13.5	39.1	65	3	12
59078	6.6A/200T4Q/64386	J1/39	200	1500	4700	G6.35	s90	CBar-6	13.5	33	47	2	40
58851	6.6A/200T4Q/2PPF/58750/EZL/DL	EZL	200	1300	5200	GZ(GY)9.5	any	CC-6	13	39.1	65	3	12

Ordering Guide

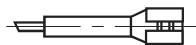
Reflector and Single End Lamps

6.6A	/	48	MR16	64337	A	48-15	/
Amperage		Wattage	Bulb Shape: MR – Reflector T – Tubular	Lamp Description	Connector: A = female flat B = female round Z/C = male flat AC = female, male flat	Wattage-Life: 10 = 1000hrs 15 = 1500hrs	Beam or ANSI: FL – Flood SP – Spot


Pk30d Base Lamps

6.6A	64342	HLX	C	100-15	PK30d
Amperage	Lamp Description	Special Characteristic: HLX	Connector: A = female flat B = female round Z/C = male flat AC = female, male flat	Wattage-Life: 15 = 1500hrs	Base

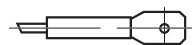
Types of Connectors



A – Female Flat



B – Female Round



Z/C – Male Flat

ams OSRAM Group
ams-osram.com

OSRAM SYLVANIA Inc.

Entertainment & Industry:
129 Portsmouth Avenue
Exeter, NH 03833 USA
US & Canada: 888-677-2627
Mexico: +52 55 1000 0200
www.osram.us/airfield

OSRAM is a registered trademark of OSRAM GmbH. OSRAM does not accept liability for errors, changes and omissions. All other trademarks are those of their respective owners. Specifications subject to change without notice.
© 2023 OSRAM SYLVANIA Inc.

DO029R5 10-23

